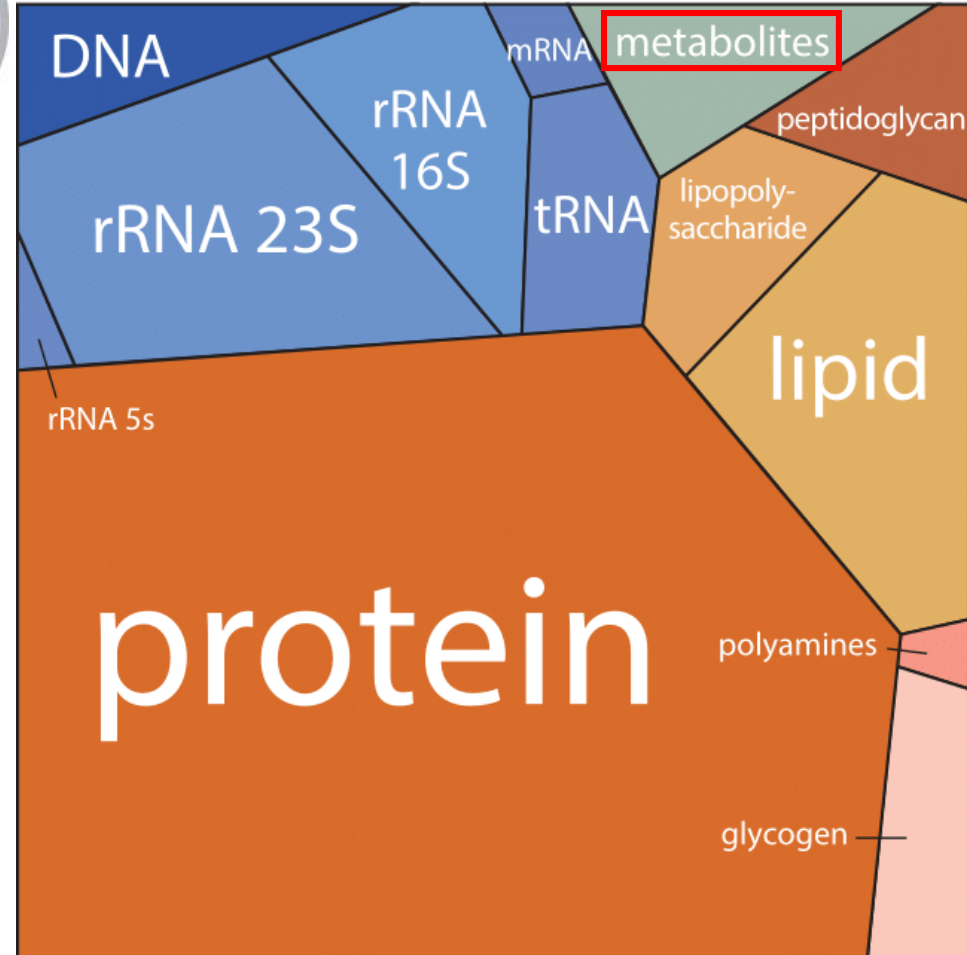
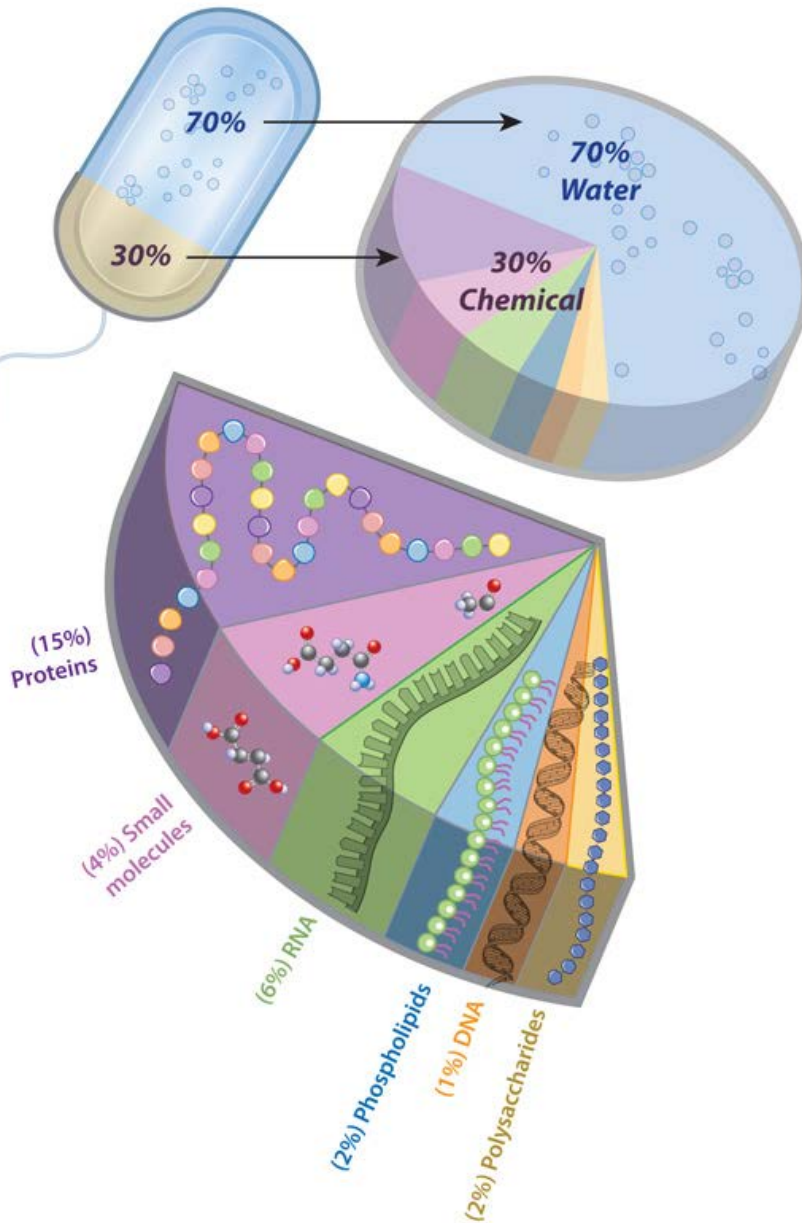


生物大分子簡介

細胞中的大分子組成： 以大腸桿菌為例



<http://book.bionumbers.org/what-is-the-macromolecular-composition-of-the-cell/>

<https://www.nature.com/scitable/topicpage/what-is-a-cell-14023083/>

醣類

單醣

醣苷鍵

結構與種類

生物功能

核酸

核苷酸

磷酸二酯鍵

結構與種類

生物功能

脂質

溶於非極性

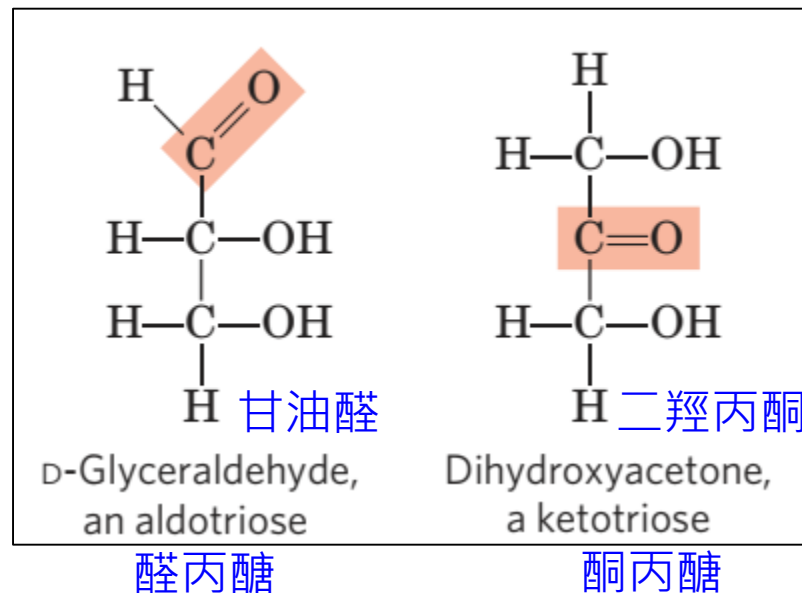
分為八大類

結構與種類

生物功能

醣類

- 醣類又稱**碳水化合物(carbohydrate)**。
- 大部分的醣類具有分子式 $(C \cdot H_2O)_n$ ， $n \geq 3$ 。
- 醣類為含有多羥基的**醛類〔醛醣(aldose)〕**或**酮類〔酮醣(ketose)〕**及其衍生物。



醣類的分類

單醣(monosaccharide) 可分為醛醣(aldose)或酮醣(ketose)



以醣苷鍵(glycosidic bond)結合

雙醣(disaccharide) 2個單醣組成



醣苷鍵

寡醣(oligosaccharide) 3-9個單醣組成



醣苷鍵

多醣(polysaccharide) >9個單醣組成

「醣」或「糖」？

主要膳食碳水化合物（醣類）*

類（單醣個數）	亞類	舉例
糖 (1-2) Sugar	單醣	葡萄糖、半乳糖、甘露糖
	雙醣	蔗糖、乳糖、麥芽糖、海藻糖
	多元醇/醣醇	山梨糖醇、甘露醇
寡醣 (3-9)	麥芽寡醣	麥芽糊精
	其他寡醣	棉子糖、水蘇糖、果寡糖
多醣 (>9)	澱粉	直鏈澱粉、支鏈澱粉
	非澱粉多醣	肝醣**、纖維素、果膠

*依據聯合國糧食及農業組織定義 **肝醣亦稱「肝糖」、「糖原」

<https://en.wikipedia.org/wiki/Carbohydrate>

醣類的生物功能

生物功能	舉例
經由氧化提供能量	葡萄糖
合成其他細胞成份的碳原子來源	
作為化學能的主要儲存形式	澱粉與肝醣
作為細胞及組織的結構要素	纖維素
細胞辨識	醣蛋白

單醣

1. 單醣的分類

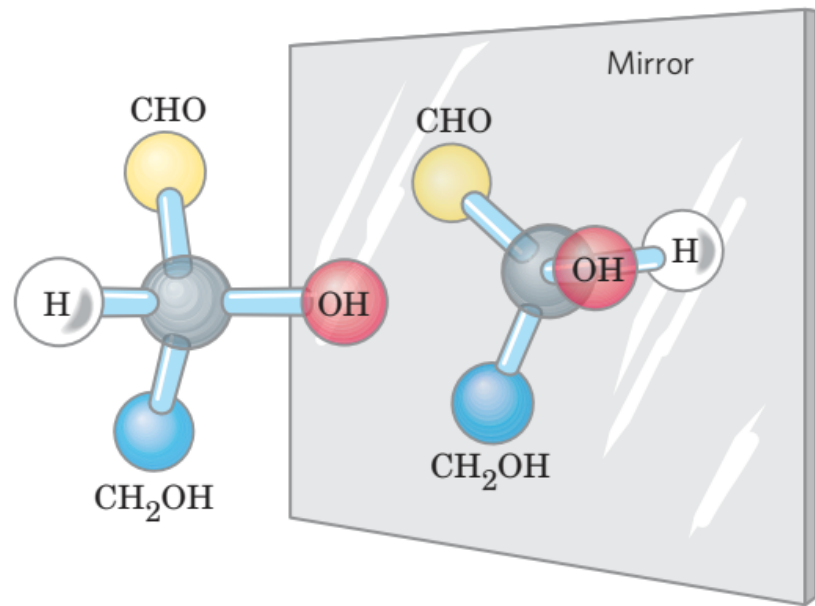
- 依所含的官能基可分為醛醣(aldose)或酮醣(ketose)。
- 依所含的碳原子數目可分為
 - 三碳醣 / 丙醣 (triose)
 - 四碳醣 / 丁醣 (tetraose)
 - 五碳醣 / 戊醣 (pentose)
 - 六碳醣 / 己醣 (hexose)
 - 七碳醣 / 庚醣 (heptose)
 - 八碳醣 / 辛醣 (octose)等。

2. 常見的單醣

- 六碳醣：葡萄糖、半乳糖、果糖、甘露糖。
→ 分子式一樣，差異在哪裡？
- 五碳糖：核糖、去氧核糖。

單醣具有不對稱碳原子

- 除了二羥丙酮外，各種單醣至少含有一個不對稱碳原子 → **對掌中心(chiral center)**。
- 單醣中如有N個不對稱碳原子，則會有 2^N 個立體異構物 (stereoisomer)。
- 依據距離羰基(C=O)碳 最遠的 不對稱碳原子分為D或L系。
- 自然界中大部份醣類化合物為D系。



Ball-and-stick models



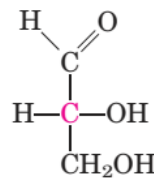
甘油醛

Fischer projection formulas



Perspective formulas

D-醣醛糖 (3-6碳)

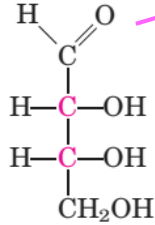


D-Glyceraldehyde

甘油醛

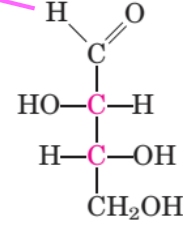
Chiral center in pink

Most common in nature



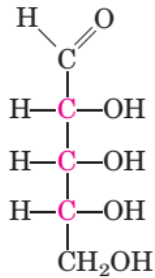
D-Erythrose

赤蘚糖



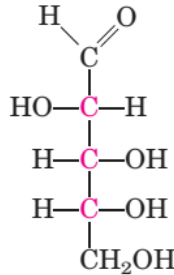
D-Threose

異赤蘚糖



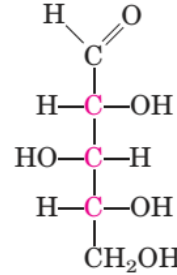
D-Ribose

核糖



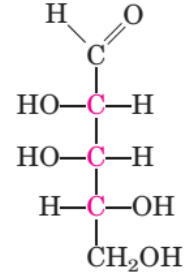
D-Arabinose

阿拉伯糖



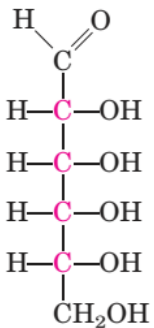
D-Xylose

木糖



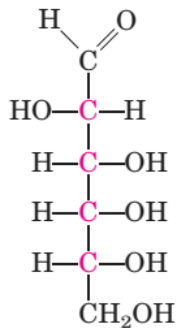
D-Lyxose

膠木糖



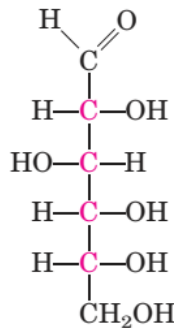
D-Allose

別體糖



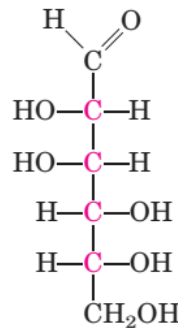
D-Altrose

異別體糖



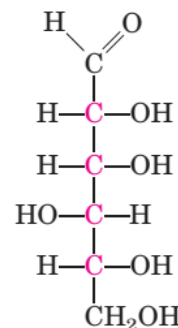
D-Glucose

葡萄糖



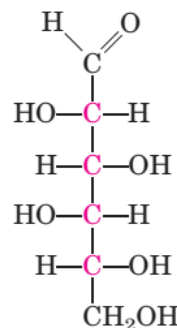
D-Mannose

甘露糖



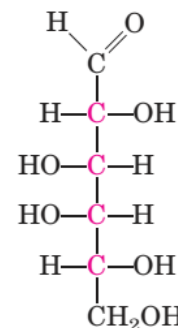
D-Gulose

古羅糖



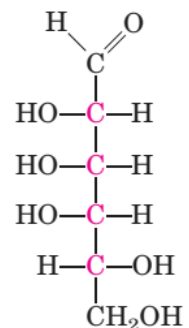
D-Idose

艾杜糖



D-Galactose

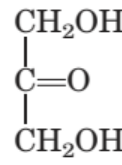
半乳糖



D-Talose

太洛糖

D-酮醣 (3-6碳)

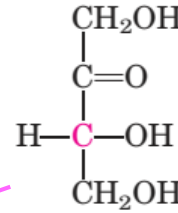


Dihydroxyacetone

二羥丙酮

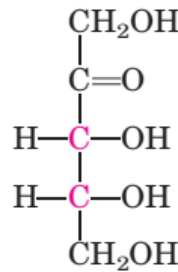
Chiral center in pink

Most common in nature



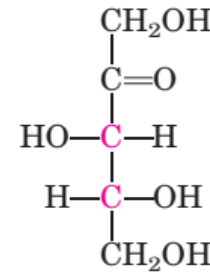
D-Erythrulose

赤蘇醣



D-Ribulose

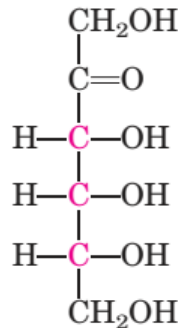
核醣



D-Xylulose

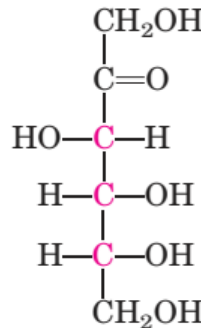
木醣

“-ul-”



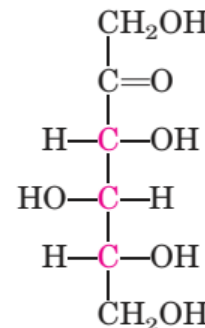
D-Psicose

別體醣



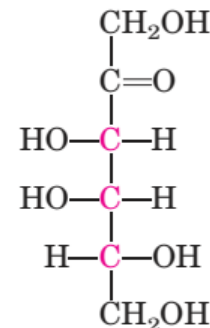
D-Fructose

果糖



D-Sorbose

山梨糖

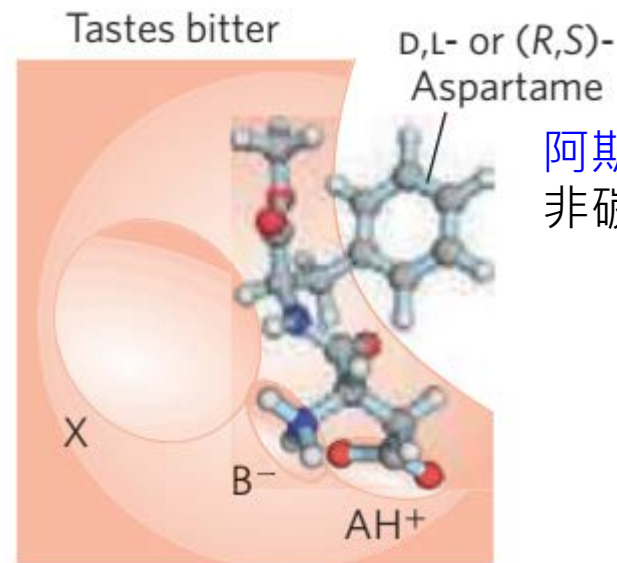
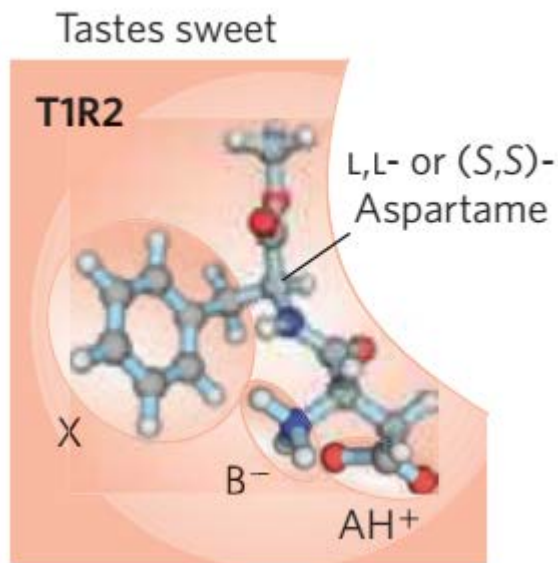


D-Tagatose

太格糖

不同立體異構物對生物的意義

- 不同單糖異構物與酵素的反應（親和力、反應速率等）差異很大。
- 以甜味劑作例子：

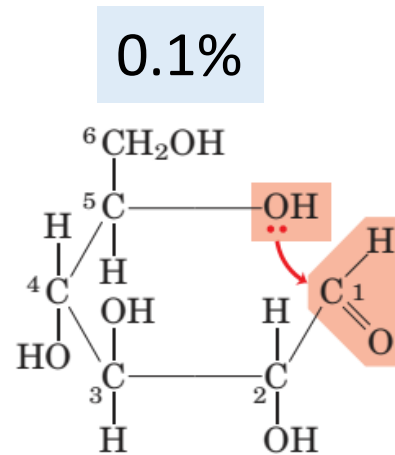
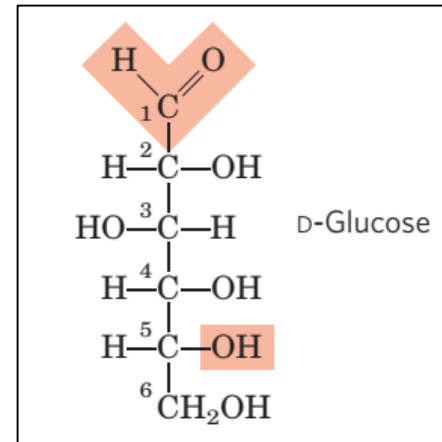


阿斯巴甜（代糖），
非碳水化合物

When the steric match is correct, the sweet receptor is stimulated and the signal “sweet” is conducted to the brain. When the match is not correct, the sweet receptor is not stimulated; in fact, in this case, another receptor (for bitterness) is stimulated by the “wrong” stereoisomer of aspartame.

單糖在水溶液中多為環狀結構

- 以D-葡萄糖為例，可在開鏈式與六元環的環式結構之間快速互變。
- 異位體(anomer)：單糖異構物中只有羰基(C=O)碳原子的組態不同稱之。

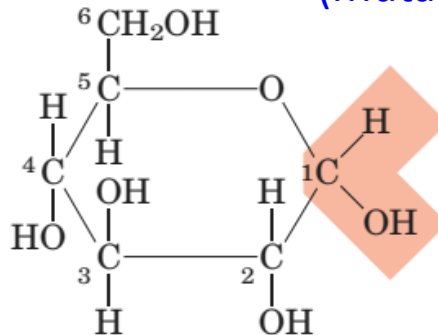


36%

變旋
(Mutarotation)

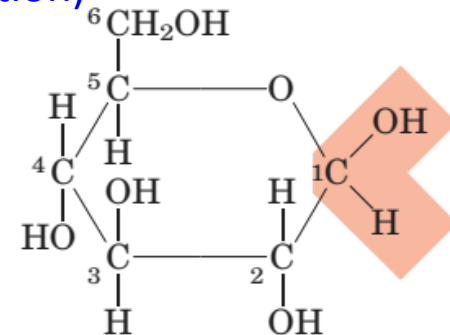
64%

在水中比例



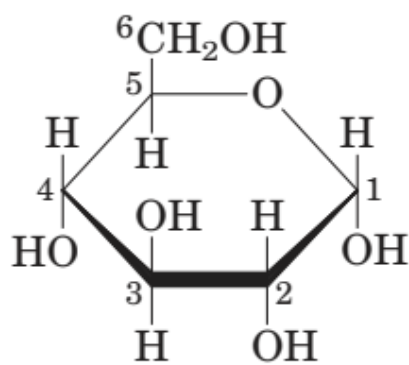
α -D-Glucopyranose

α -D-吡喃葡萄糖

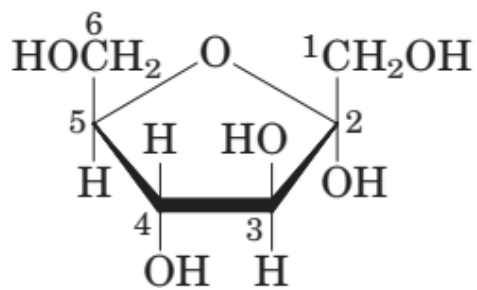


β -D-Glucopyranose

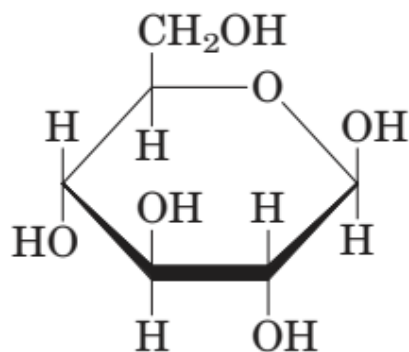
β -D-吡喃葡萄糖



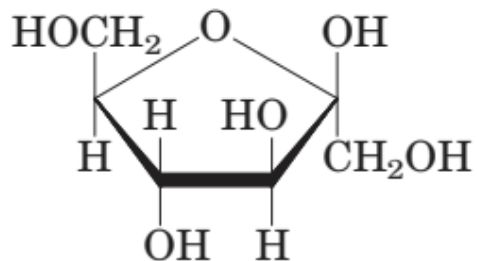
α -D-Glucopyranose



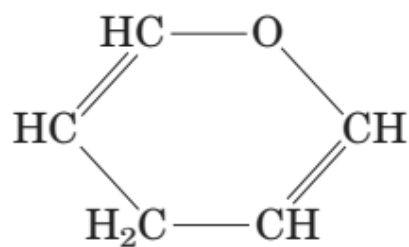
α -D-Fructofuranose



β -D-Glucopyranose

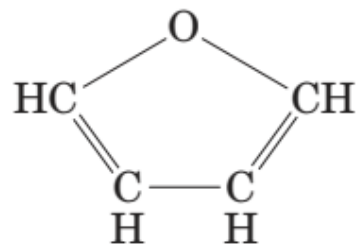


β -D-Fructofuranose



Pyran

吡喃糖

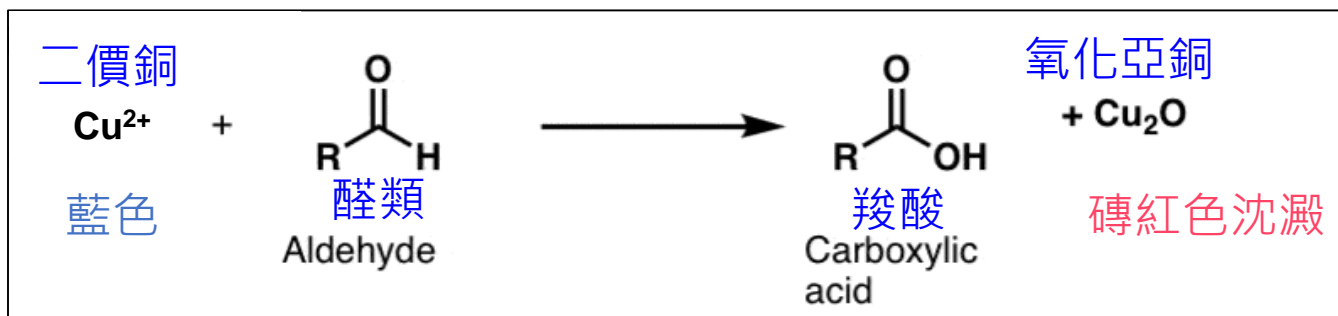


Furan



呋喃糖

單醣具有還原能力

- 還原糖(reducing sugar) 為俱有還原能力的醣類，在鹼性的溶液中可以將 Cu^{2+} 還原成 Cu^+ 。



Three Common Tests for Aldehydes



Control (blue)
Positive test (red)

本氏液

Control (blue)
Positive test (red)

菲林氏液

Control (clear)
Positive test (silver mirror)

多倫試劑

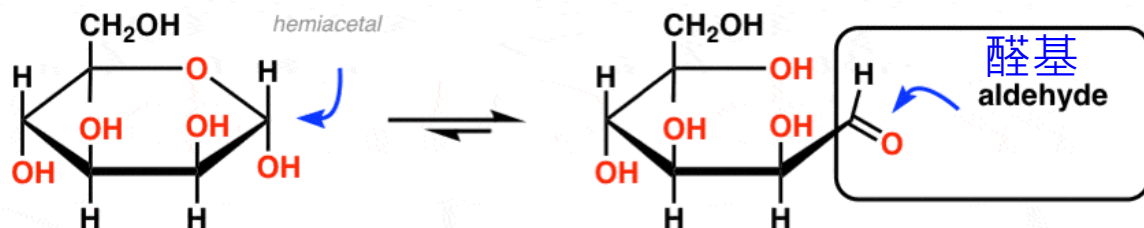
In each case the aldehyde has been oxidized to a carboxylic acid and the metal salt (Cu^{2+} or Ag^+) has been reduced.

<https://www.masterorganicchemistry.com/2017/09/12/reducing-sugars/>

含有醛基與酮基的單糖皆有還原能力

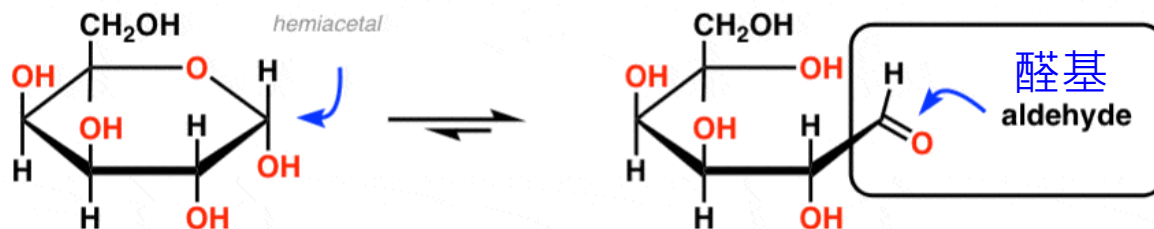
半縮醛

Monosaccharides with a hemiacetal are also "reducing sugars" since their open-chain form contains an aldehyde (or alpha-hydroxy ketone)



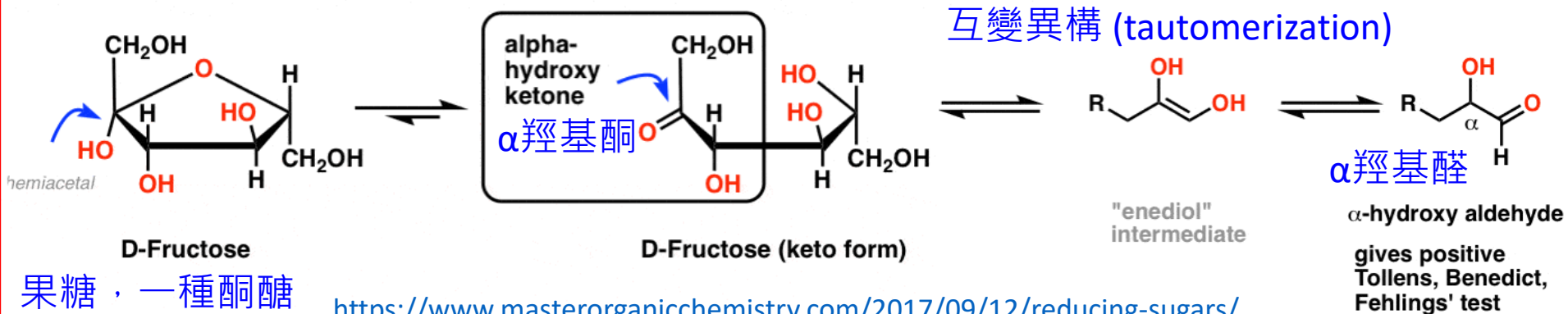
D-Mannose

D-Mannose (open-chain aldehyde)



D-Galactose

D-Galactose (open-chain aldehyde)



D-Fructose

D-Fructose (keto form)

"enediol" intermediate

α-羟基醛

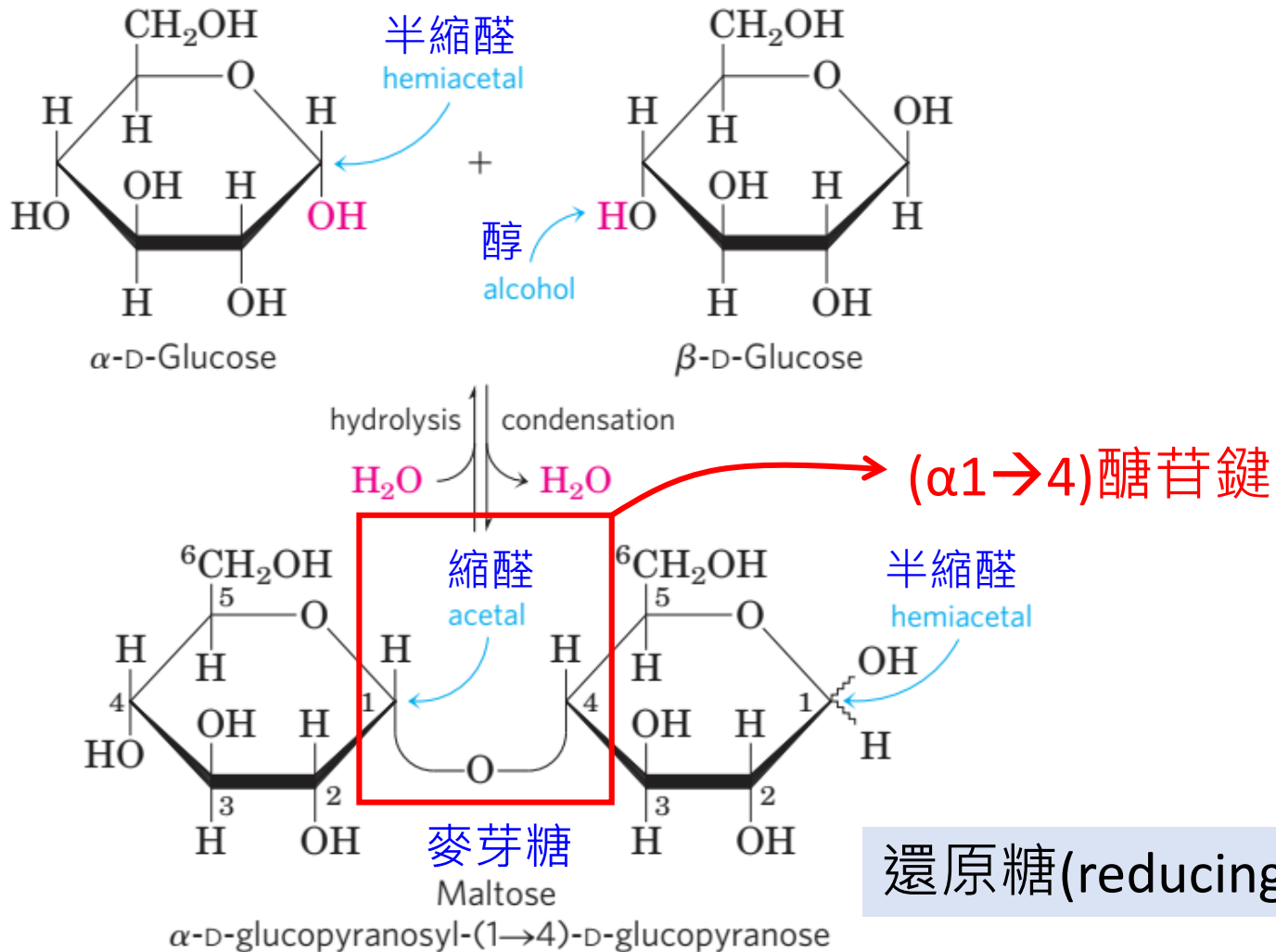
gives positive Tollens, Benedict, Fehlings' test

果糖，一種酮糖

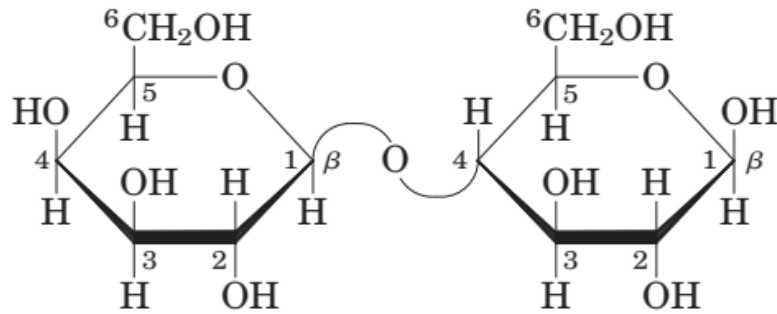
<https://www.masterorganicchemistry.com/2017/09/12/reducing-sugars/>

雙糖

- 雙糖是由合兩個單糖分子以糖苷鍵結合而成。



其他常見的雙糖



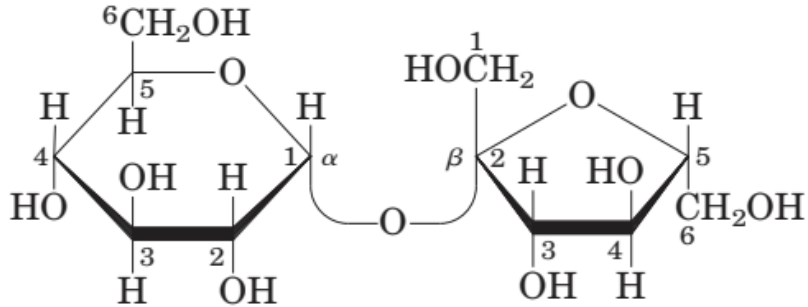
Lactose (β form)

β -D-galactopyranosyl-(1 \rightarrow 4)- β -D-glucopyranose
Gal(β 1 \rightarrow 4)Glc

(β 1 \rightarrow 4)糖苷鍵

乳糖

半乳糖+葡萄糖

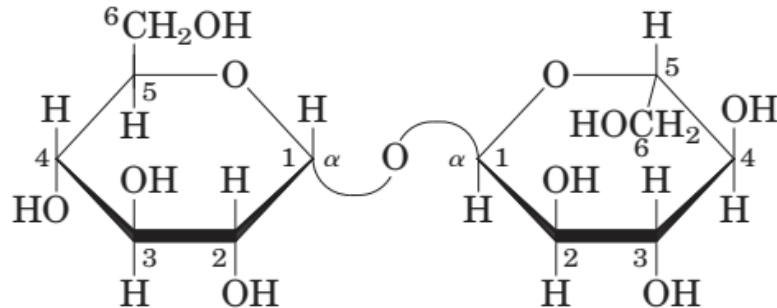


Sucrose

β -D-fructofuranosyl α -D-glucopyranoside
Fru(2 β \leftrightarrow α 1)Glc \equiv Glc(α 1 \leftrightarrow 2 β)Fru

蔗糖

果糖+葡萄糖



Trehalose

α -D-glucopyranosyl α -D-glucopyranoside
Glc(α 1 \leftrightarrow 1 α)Glc

海藻糖

葡萄糖+葡萄糖

何者為還原糖？
何者為非還原糖？

多醣

- 多醣依照單醣組成與結構可分為：

同元多醣

Homopolysaccharides

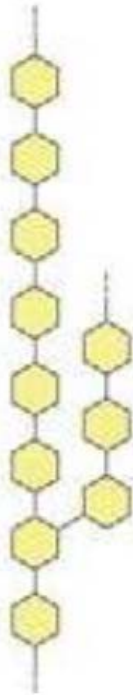
Unbranched

直鏈



Branched

分枝



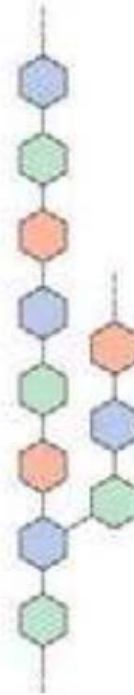
異元多醣

Heteropolysaccharides

Two monomer types, unbranched



Multiple monomer types, branched

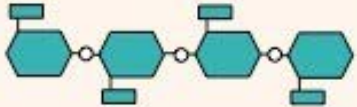
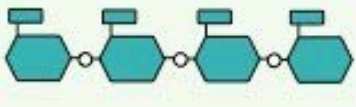
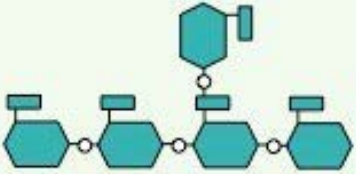
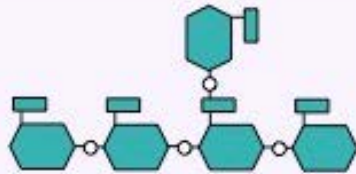



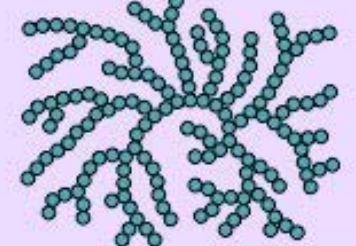


- 依照其功能可以分為儲存性多醣與結構性多醣。

結構性多醣

澱粉

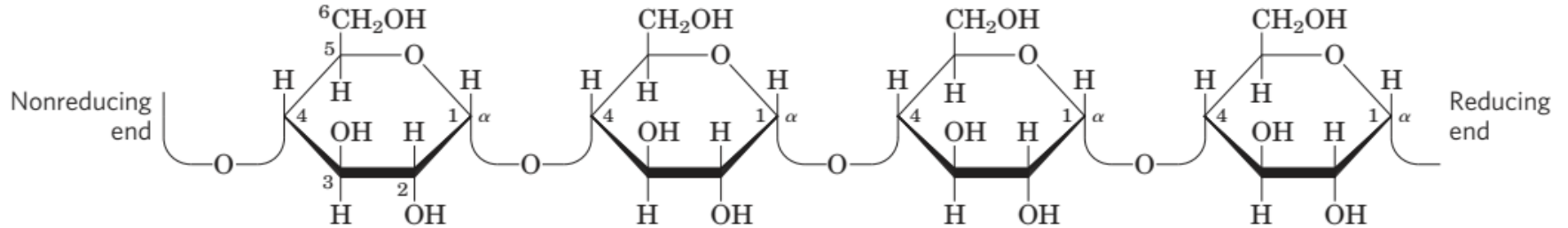
儲存性多醣

	Cellulose 纖維素	Starch		Glycogen 肝醣
		直鏈澱粉 Amylose	支鏈澱粉 Amylopectin	
Source	植物	植物	植物	動物、細菌
Subunit	β -glucose	α -glucose	α -glucose	α -glucose
Bonds	1-4	1-4	1-4 and 1-6	1-4 and 1-6
Branches	No	No	Yes (~per 20 subunits)	Yes (~per 10 subunits)
Diagram				
Shape				

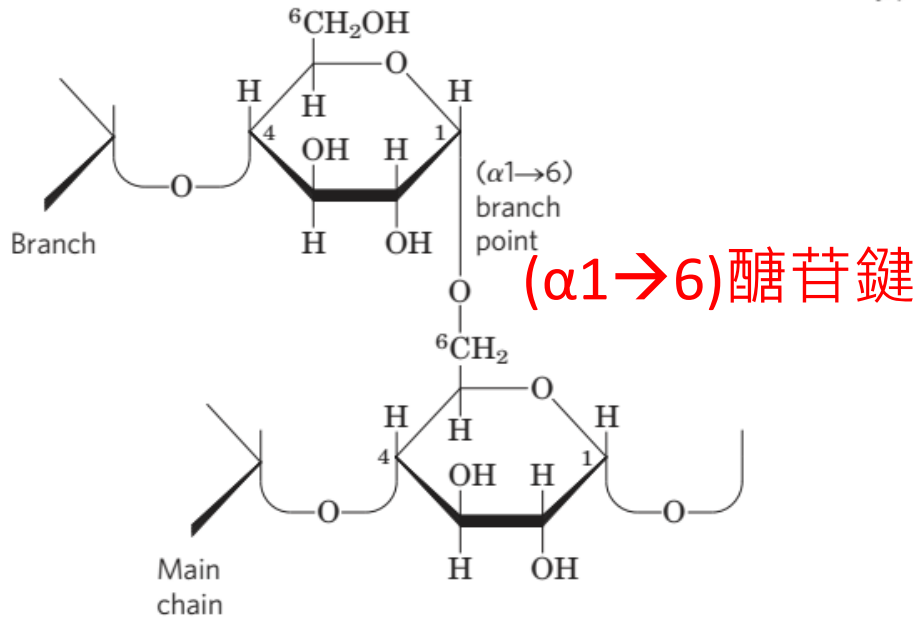
儲存性多醣

- 肝醣(glycogen)與澱粉(starch)

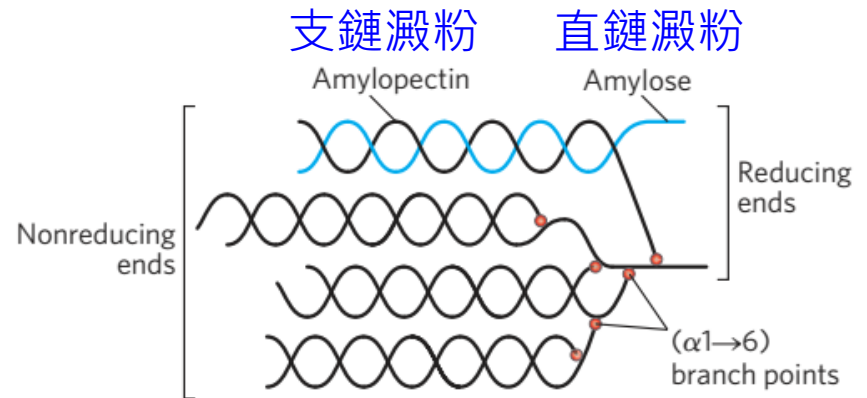
直鏈：直鏈澱粉(amylose) $(\alpha 1 \rightarrow 4)$ 糖苷鍵



(a) Amylose



$(\alpha 1 \rightarrow 6)$ 糖苷鍵

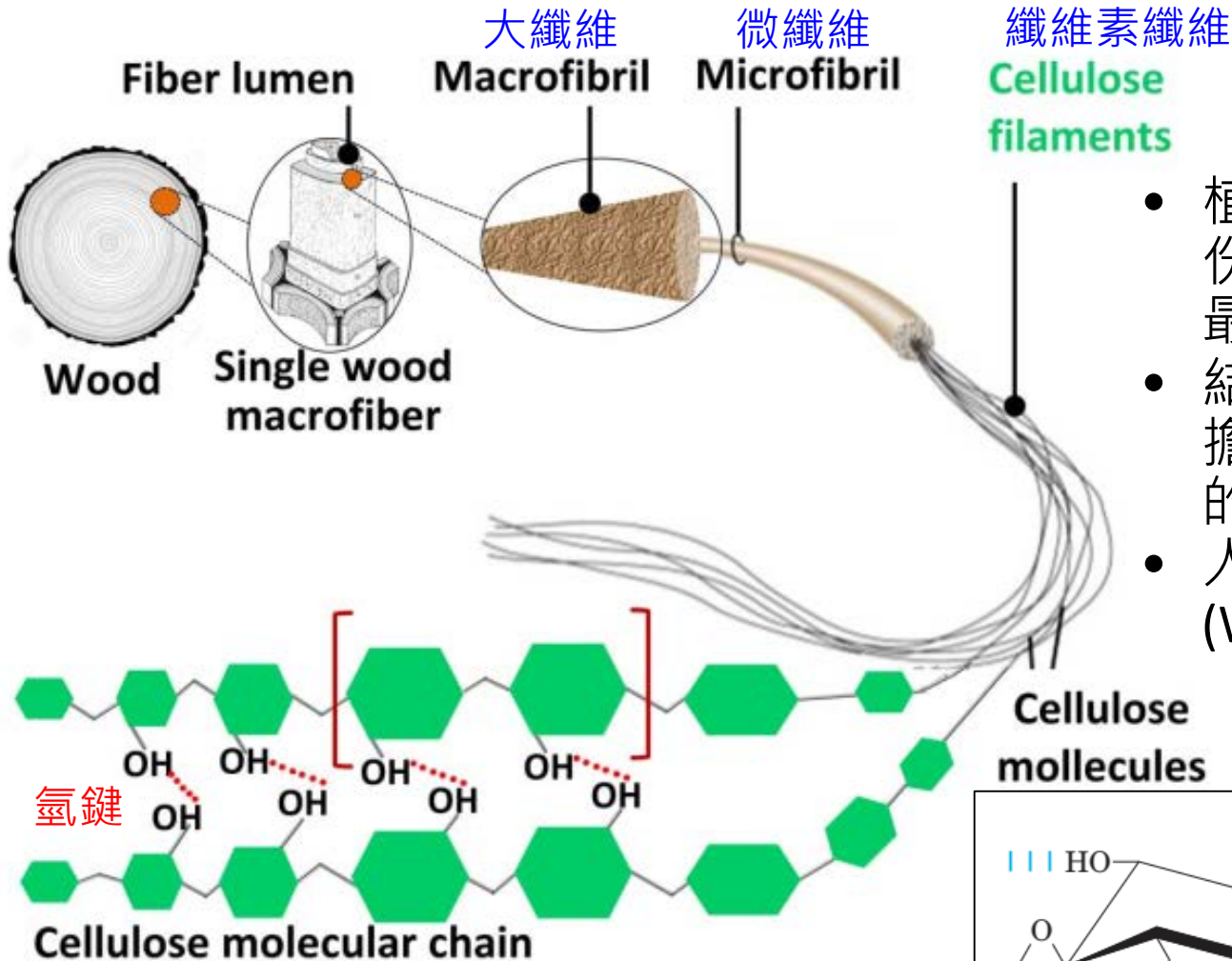


(c)

支鏈：支鏈澱粉(amylopectin)或肝醣

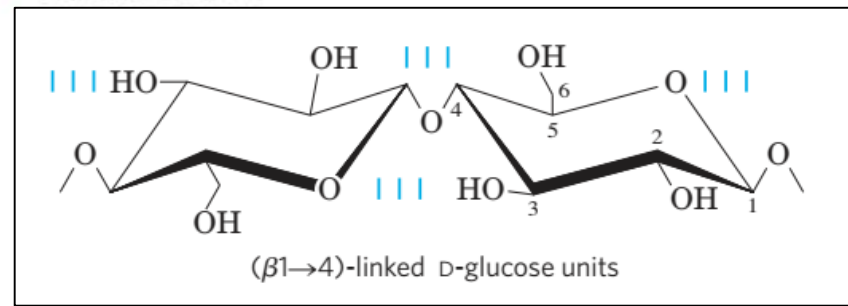
結構性多醣

纖維素(cellulose)



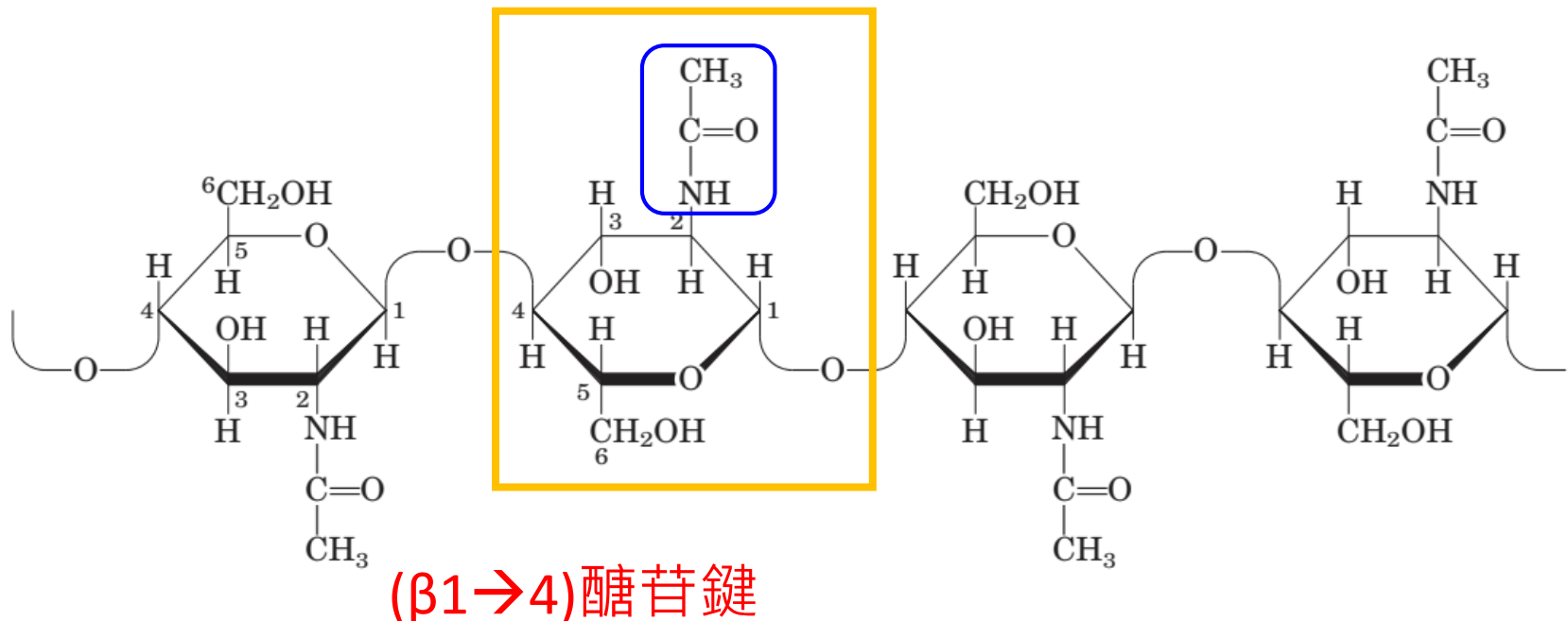
- 植物細胞壁的主要成份，也是自然界含量最多的化合物。
- 結構較為展延，適合擔任結構支撐與保護的角色。
- 人體無法消化利用。(Why?)

($\beta 1 \rightarrow 4$) 糖苷鍵



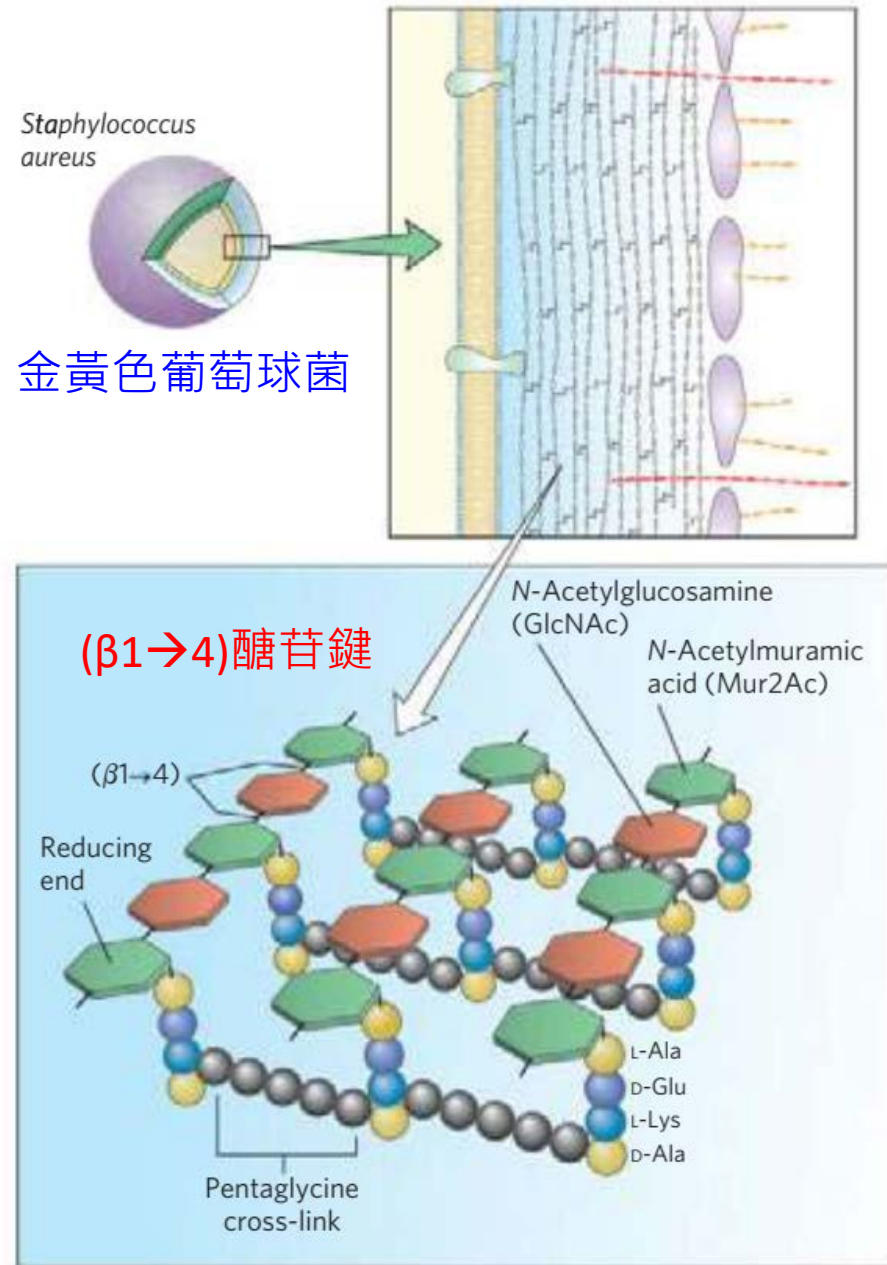
幾丁質(chitin)

- 甲殼動物外骨骼的幾丁質是由單醣衍生物N-乙醯葡萄糖胺形成的結構性多醣。



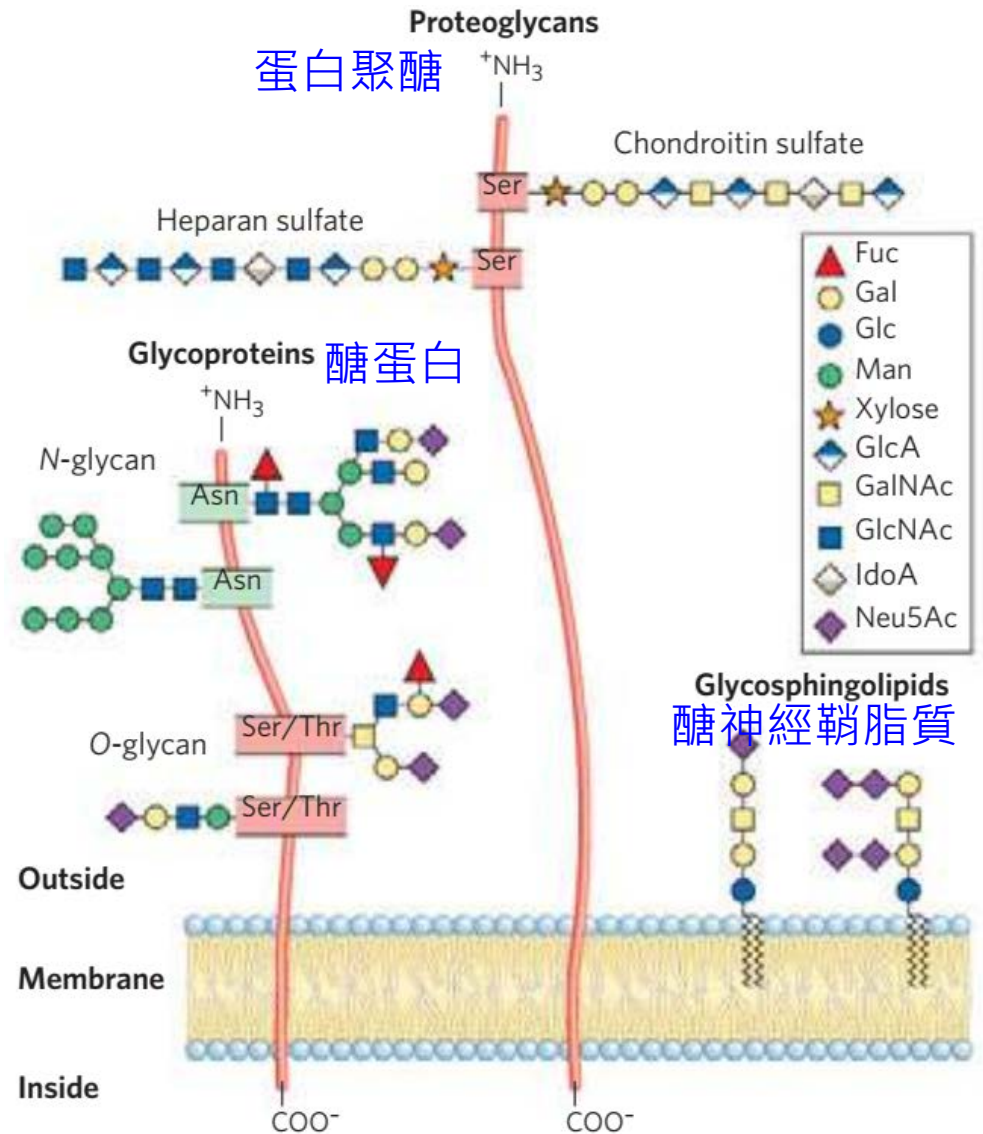
肽聚糖(peptidoglycan)

- 細菌細胞壁的主要成份。
- 由N-乙醯葡萄糖胺與N-乙醯胞壁酸連結而成的異元多醣，並以短鏈肽交叉鏈接。



醣綴合物(glycoconjugates)

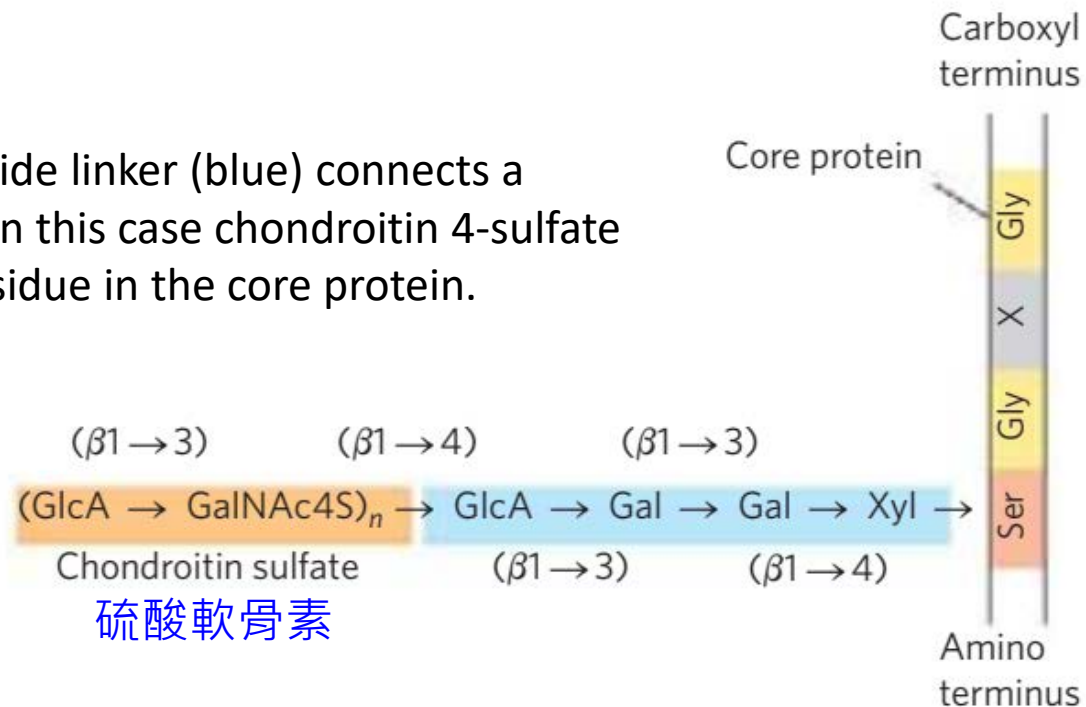
- 除了結構性儲存性多醣與結構性多醣外，醣類分子也可以以寡糖或多醣形式以共價鍵連接在蛋白質或脂質上。
- 醣綴合物上的醣分子可作為**訊息辨識**功能。



蛋白聚醣 (proteoglycan)

- 位於動物組織中細胞表面與細胞外空隙。
- 細胞外基質的主要成份。
- 蛋白聚醣可鑲嵌在細胞膜上或者分泌到細胞外基質。

A typical tetrasaccharide linker (blue) connects a glycosaminoglycan—in this case chondroitin 4-sulfate (orange)—to a Ser residue in the core protein.



醣胺聚醣(glycosaminoglycan)

- 蛋白醣中醣類部份總稱。

Glycosaminoglycan

Number of disaccharides per chain

Hyaluronan
~50,000

玻尿酸

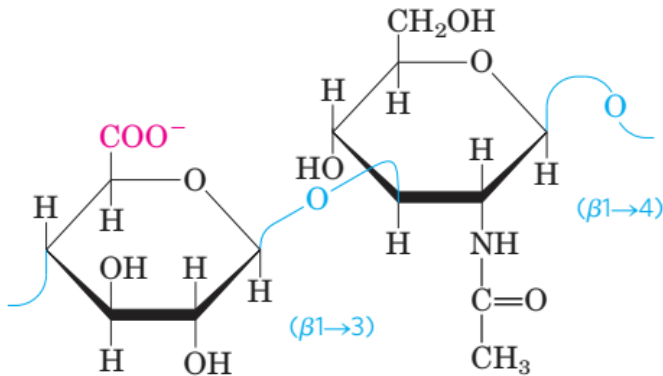
潤膚產品、
促進手術後
組織修復

Chondroitin 4-sulfate
20-60

硫酸軟骨素

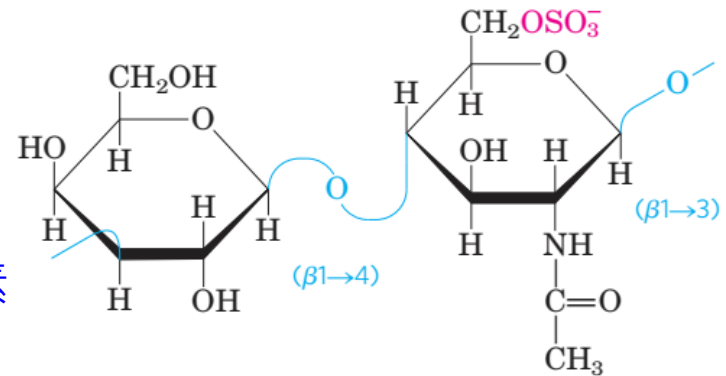
抵抗機械壓縮

Repeating disaccharide



硫酸角質素

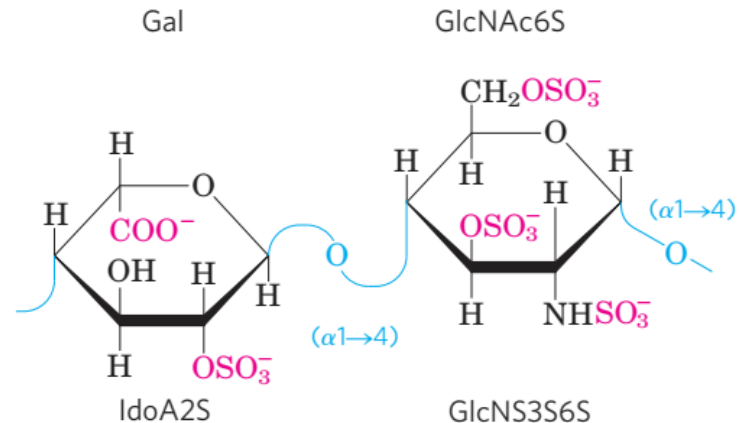
Keratan sulfate
~25



Heparin
15-90

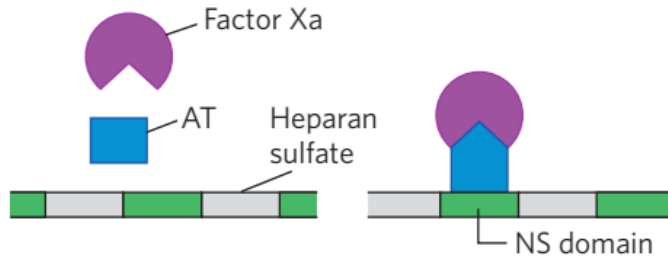
肝素

抗凝血劑



蛋白聚醣中醣類扮演的功能：以肝素為例

(a) Conformational activation

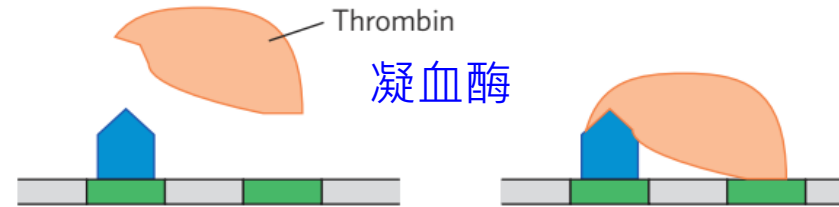


NS: highly sulfated

A conformational change induced in the protein antithrombin (AT) on binding a specific pentasaccharide NS domain allows its interaction with blood clotting factor Xa, preventing clotting.

避免凝血

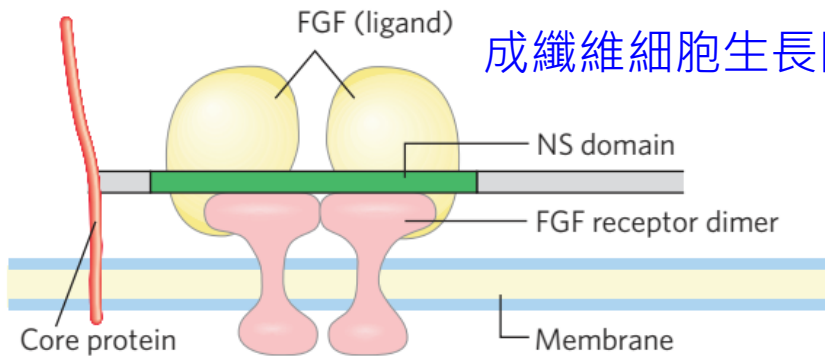
(b) Enhanced protein-protein interaction



Binding of AT and thrombin to two adjacent NS domains brings the two proteins into close proximity, favoring their interaction, which inhibits blood clotting.

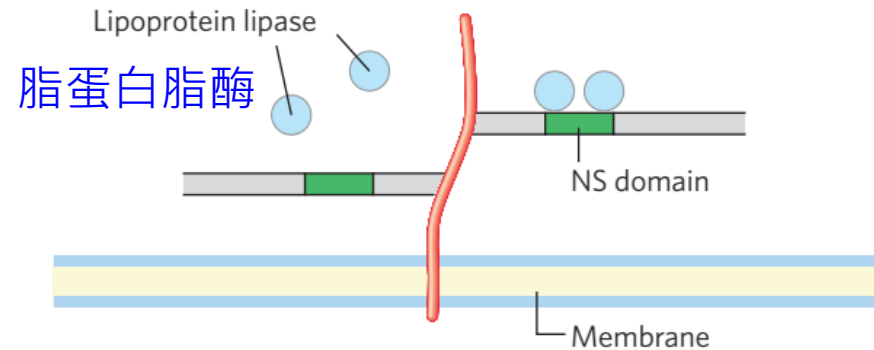
抑制凝血

(c) Coreceptor for extracellular ligands



NS domains interact with both the fibroblast growth factor (FGF) and its receptor, bringing the oligomeric complex together and increasing the effectiveness of a low concentration of FGF.

(d) Cell surface localization/concentration



The high density of negative charges in heparan sulfate attracts positively charged lipoprotein lipase molecules and holds them by electrostatic and sequence-specific interactions with NS domains.

蛋白聚糖在細胞外基質堆積的構造

玻尿酸

Hyaluronan
(up to 50,000 repeating disaccharides)

聚蛋白多醣

Aggrecan
core protein

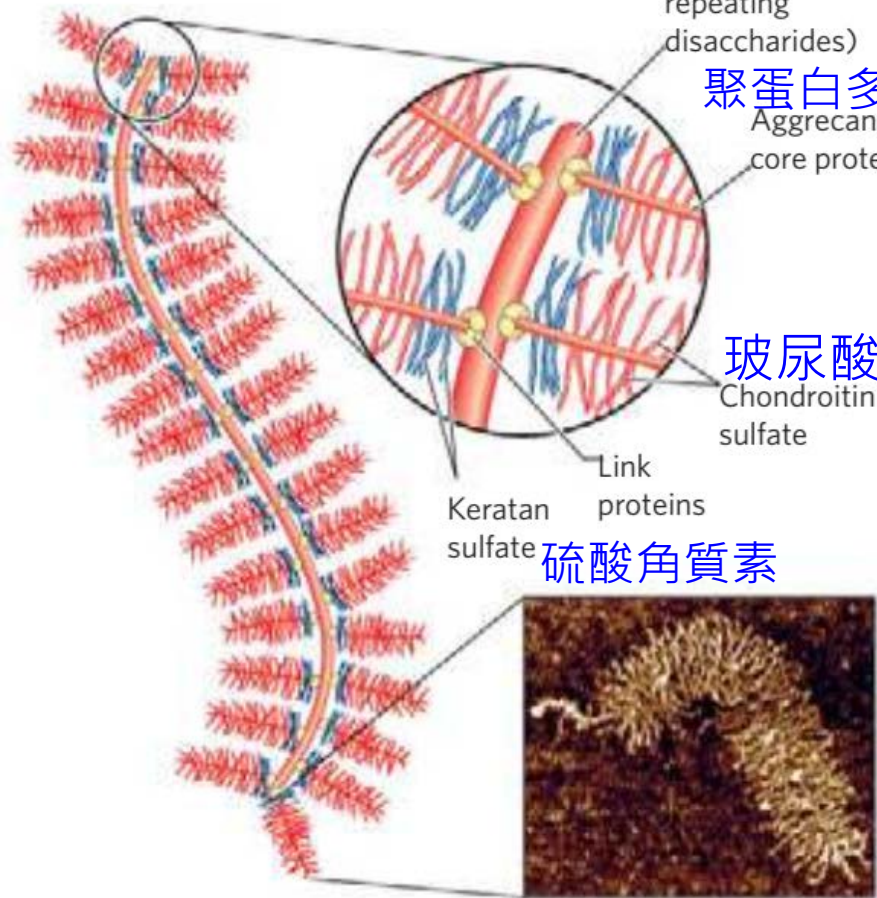
玻尿酸

Chondroitin sulfate

Link proteins

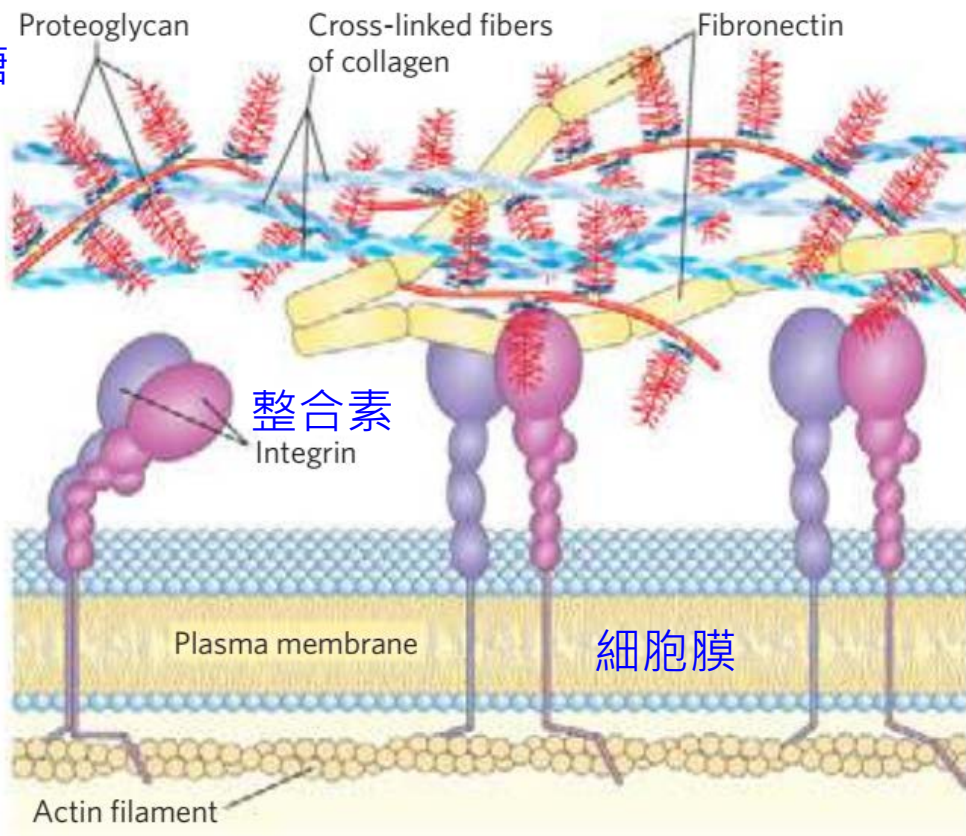
Keratan sulfate

硫酸角質素



細胞外基質中的蛋白聚糖與細胞膜上蛋白質的交互作用

纖維蛋白



整合素

Integrin

Plasma membrane

細胞膜

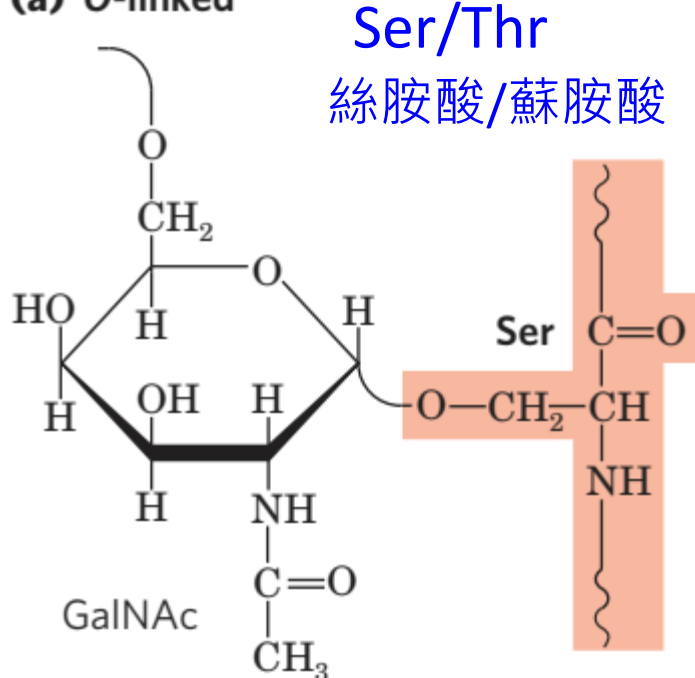
Actin filament

肌動蛋白纖維

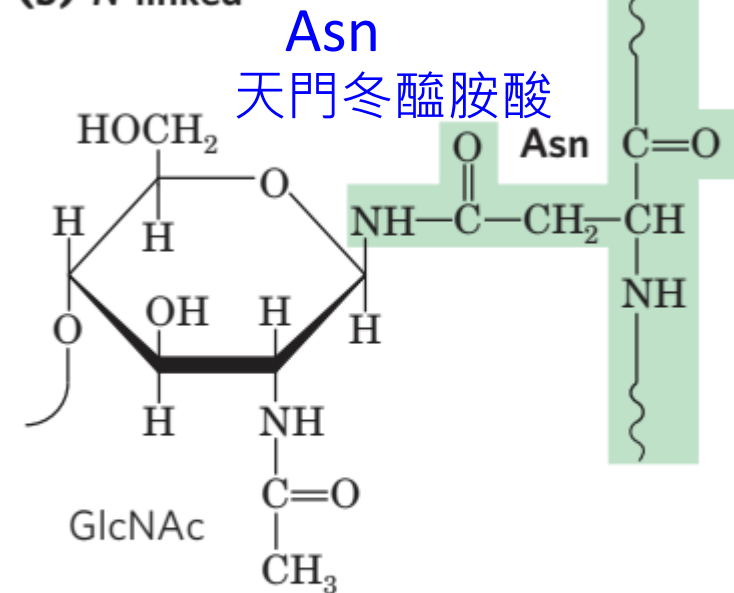
醣蛋白(glycoprotein)

- 寡醣以複雜的組成與排列方式連接在蛋白質上。
- 經常出現在細胞膜外側。
- 寡醣部份依照結合在胺基酸的種類分為兩類：

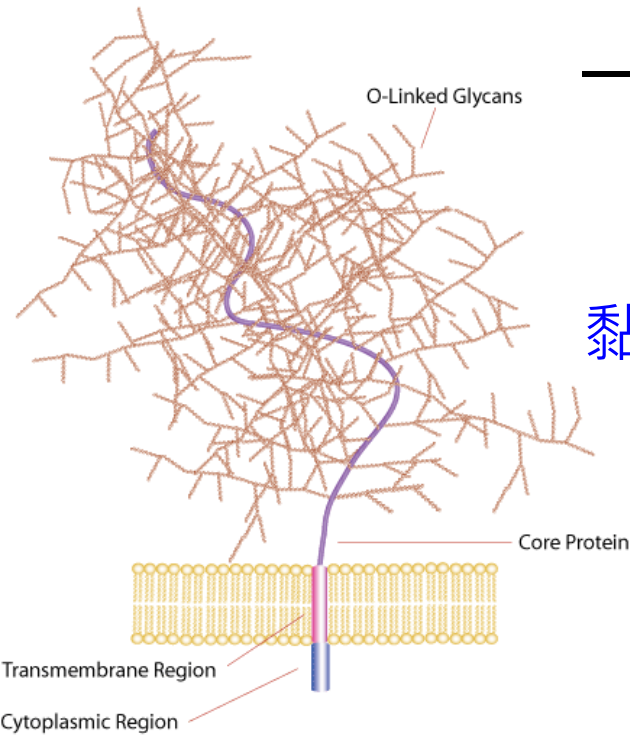
(a) O-linked



(b) N-linked

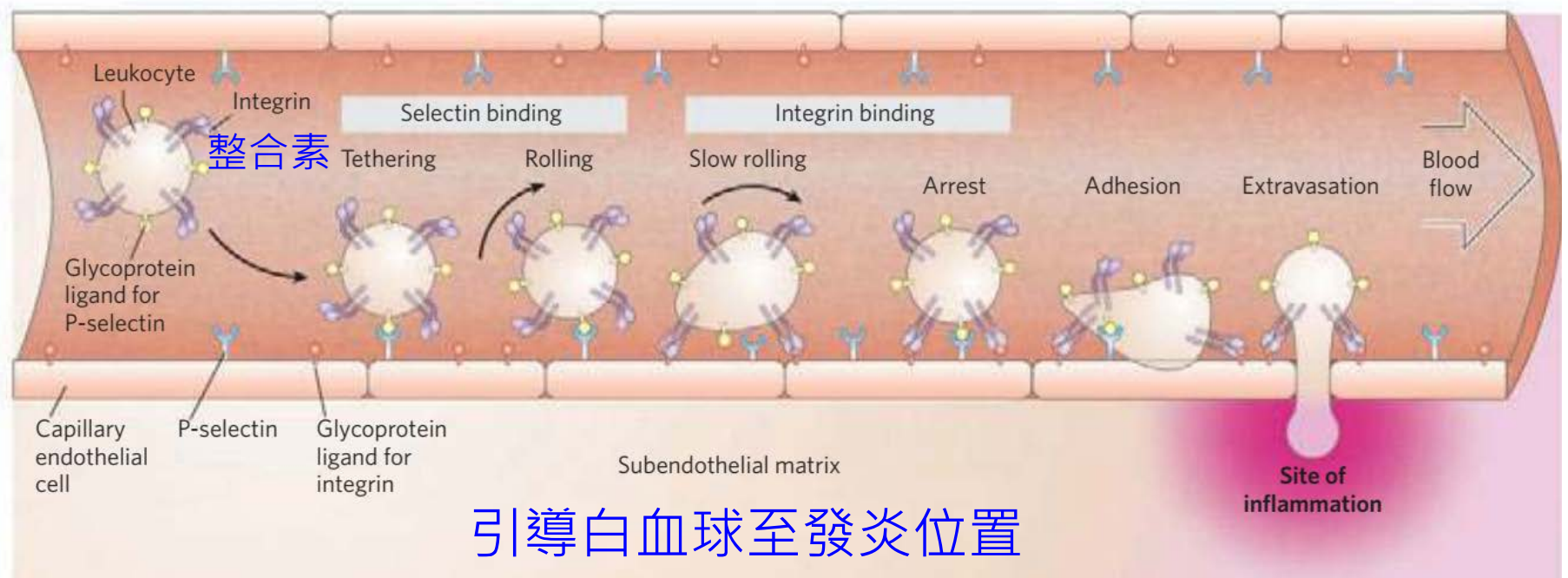


一些糖蛋白的功能



黏液素：潤滑、構築化學屏障...

<https://www.sigmaaldrich.com/life-science/metabolomics/enzyme-explorer/learning-center/structural-proteins/mucin.html>

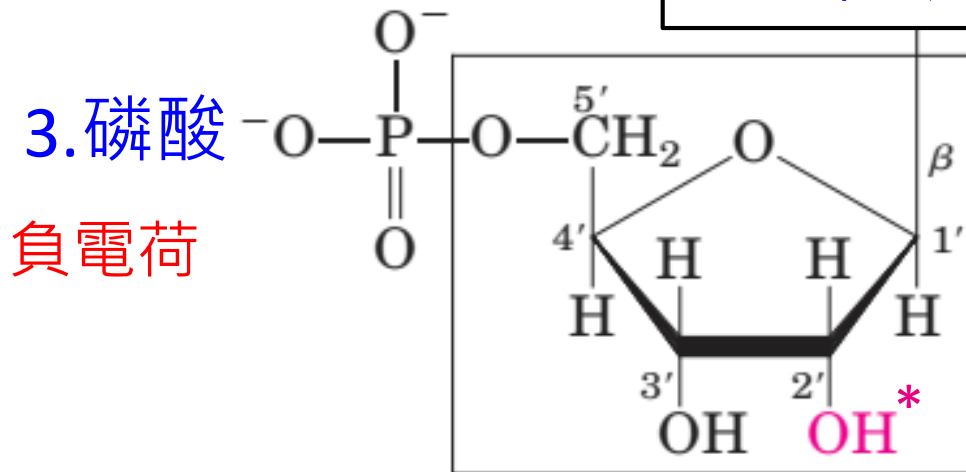


引導白血球至發炎位置

核酸

- 核酸(nucleic acid)為生物中遺傳物質儲存形式。
- 核苷酸(nucleotide)為核酸的基本組成單位，可分為三個部份：

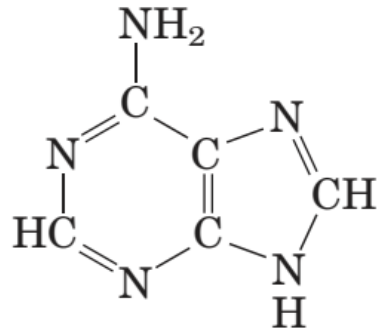
2. (含氮) 鹼基：
嘌呤或嘧啶



1. 五碳糖 (核糖)

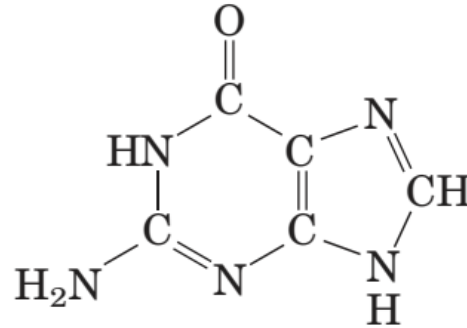
*OH → H 2'-去氧[核糖]核苷酸

含氮鹼基種類



Adenine

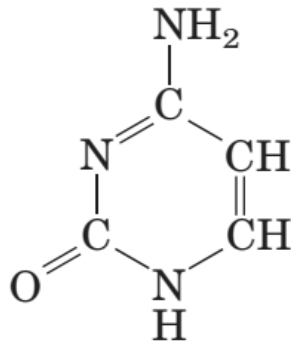
腺嘌呤



Guanine

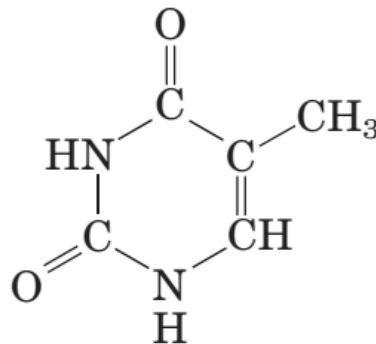
鳥嘌呤

Purines
嘌呤



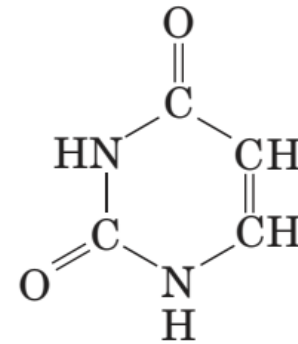
Cytosine

胞嘧啶



Thymine
(DNA)

胸腺嘧啶



Uracil
(RNA)

尿嘧啶

Pyrimidines

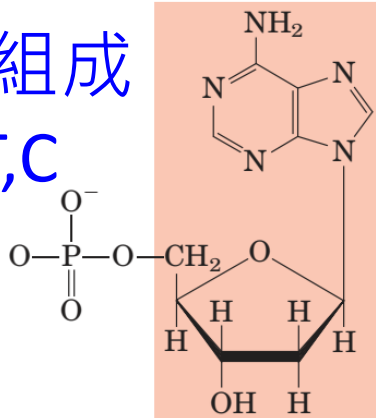
嘧啶

為什麼DNA裡沒有U(Uracil)?

<https://pansci.asia/archives/65666>

DNA組成

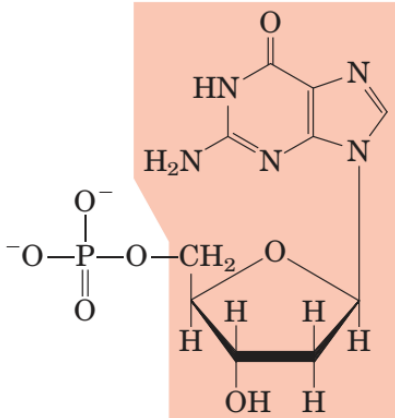
A,G,T,C



Nucleotide: Deoxyadenylate (deoxyadenosine 5'-monophosphate)
核苷酸

Symbols: A, dA, dAMP

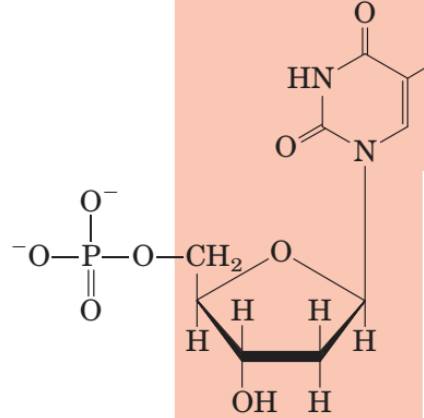
Nucleoside: Deoxyadenosine
核苷



Nucleotide: Deoxyguanylate (deoxyguanosine 5'-monophosphate)

Symbols: G, dG, dGMP

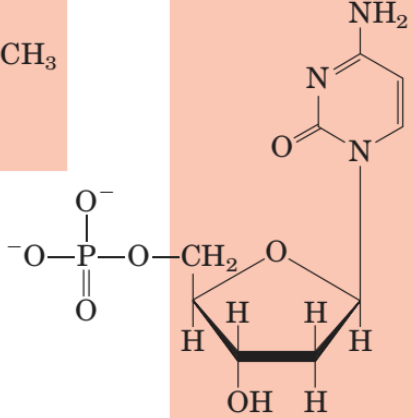
Nucleoside: Deoxyguanosine



Nucleotide: Deoxythymidylate (deoxythymidine 5'-monophosphate)

Symbols: T, dT, dTMP

Nucleoside: Deoxythymidine



Nucleotide: Deoxycytidylate (deoxycytidine 5'-monophosphate)

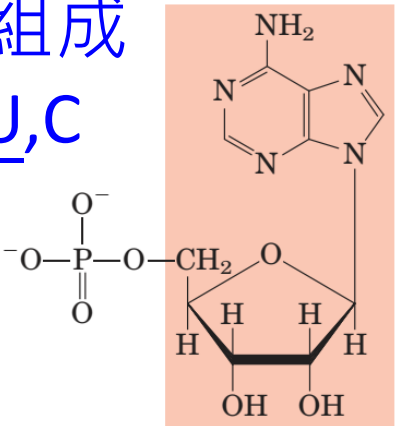
Symbols: C, dC, dCMP

Nucleoside: Deoxycytidine

(a) Deoxyribonucleotides

RNA組成

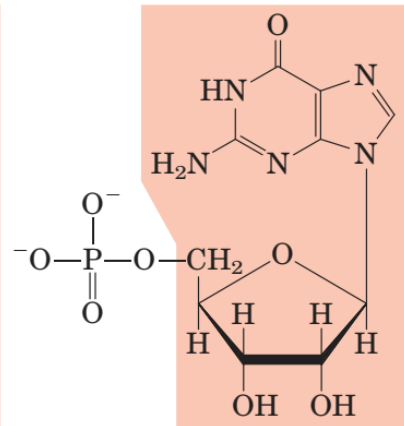
A,G,U,C



Nucleotide: Adenylate (adenosine 5'-monophosphate)

Symbols: A, AMP

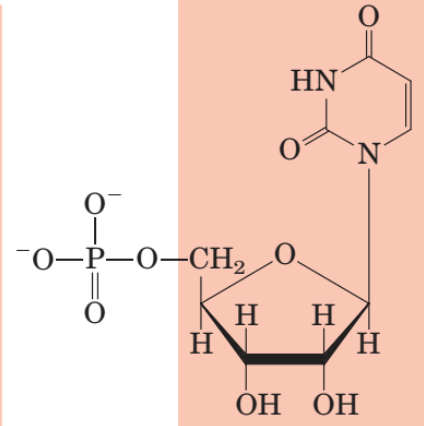
Nucleoside: Adenosine



Nucleotide: Guanylate (guanosine 5'-monophosphate)

Symbols: G, GMP

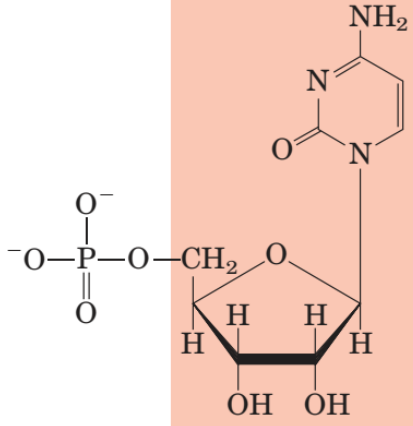
Nucleoside: Guanosine



Nucleotide: Uridylate (uridine 5'-monophosphate)

Symbols: U, UMP

Nucleoside: Uridine

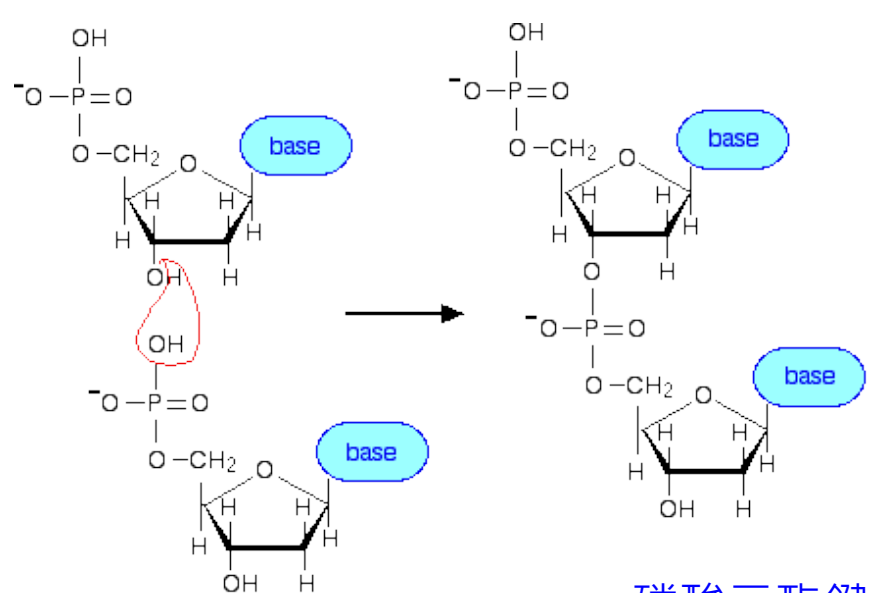


Nucleotide: Cytidylate (cytidine 5'-monophosphate)

Symbols: C, CMP

Nucleoside: Cytidine

(b) Ribonucleotides



磷酸二酯鍵

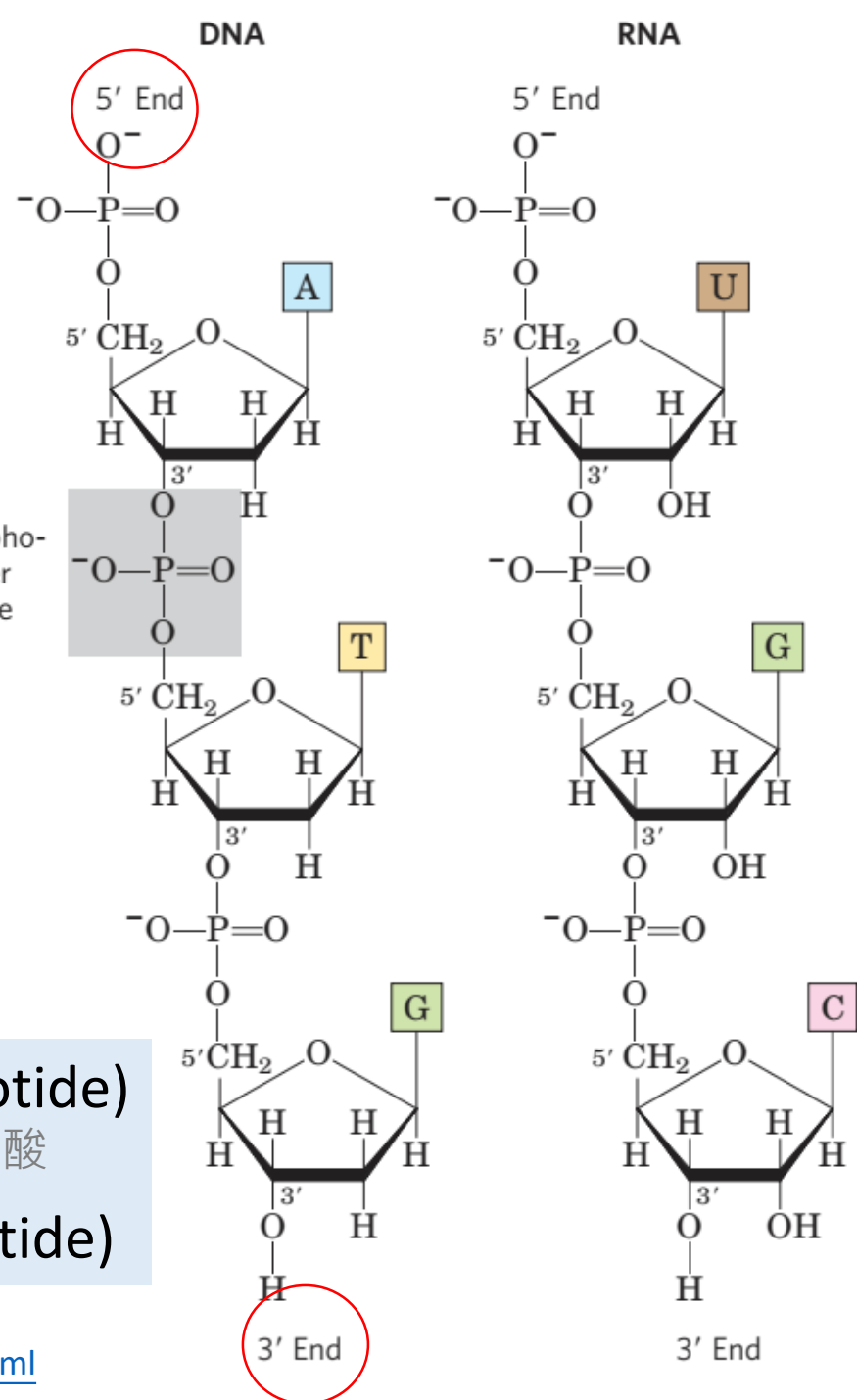
① Phosphodiester linkage

② 5' ↓ 3'

寡核苷酸 (oligonucleotide)

一般來說 < 50 個核苷酸

多核苷酸 (polynucleotide)

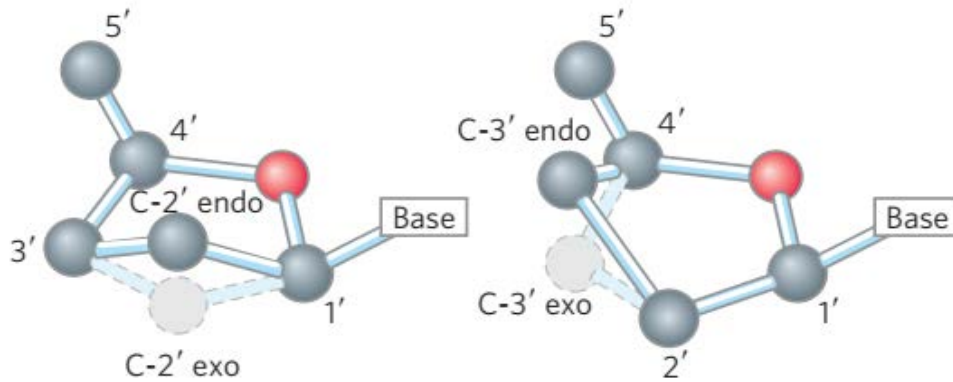


核苷酸的結構

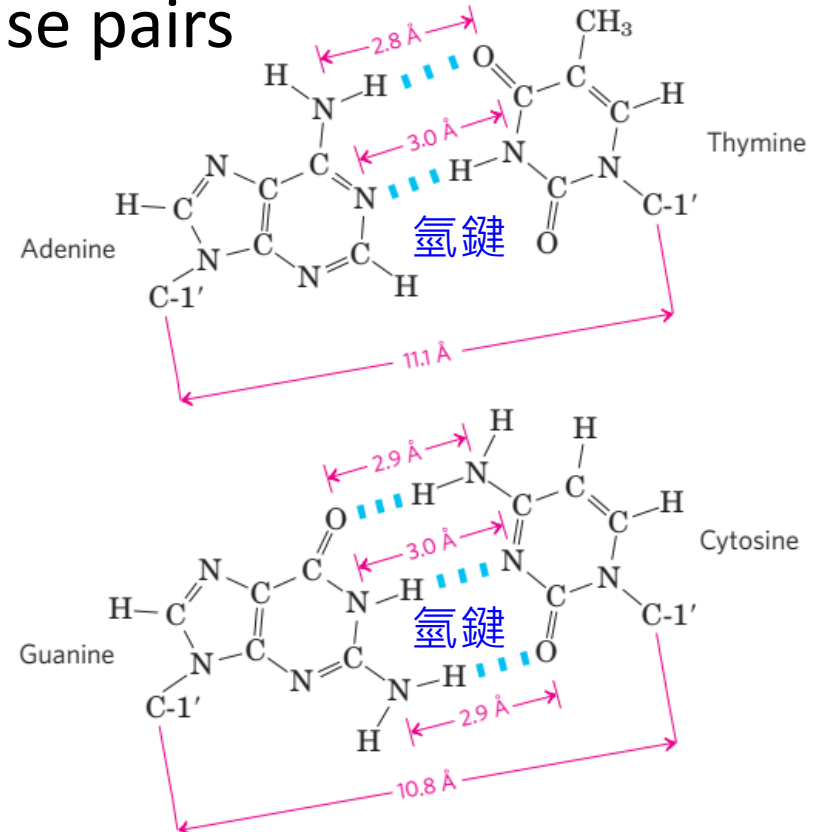
- <https://molview.org> search “nucleotide”

- Hydrogen-bonding patterns in the base pairs

- Conformations of ribose

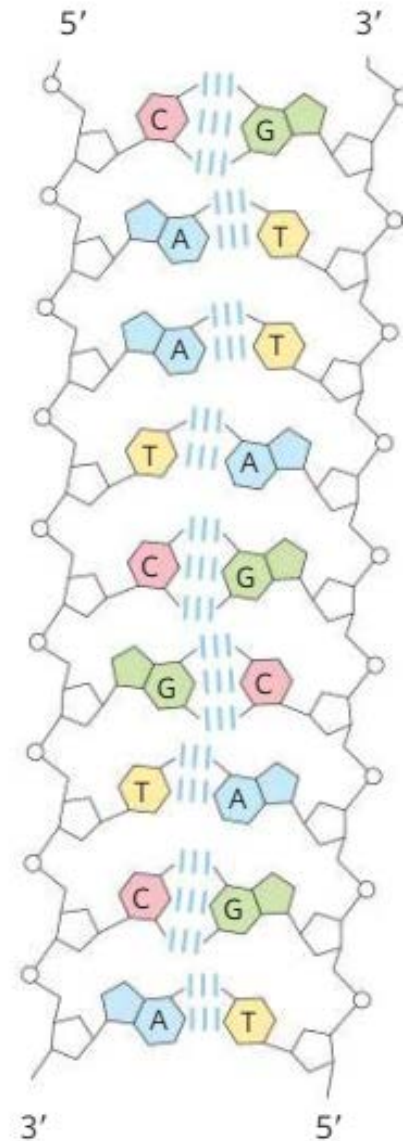
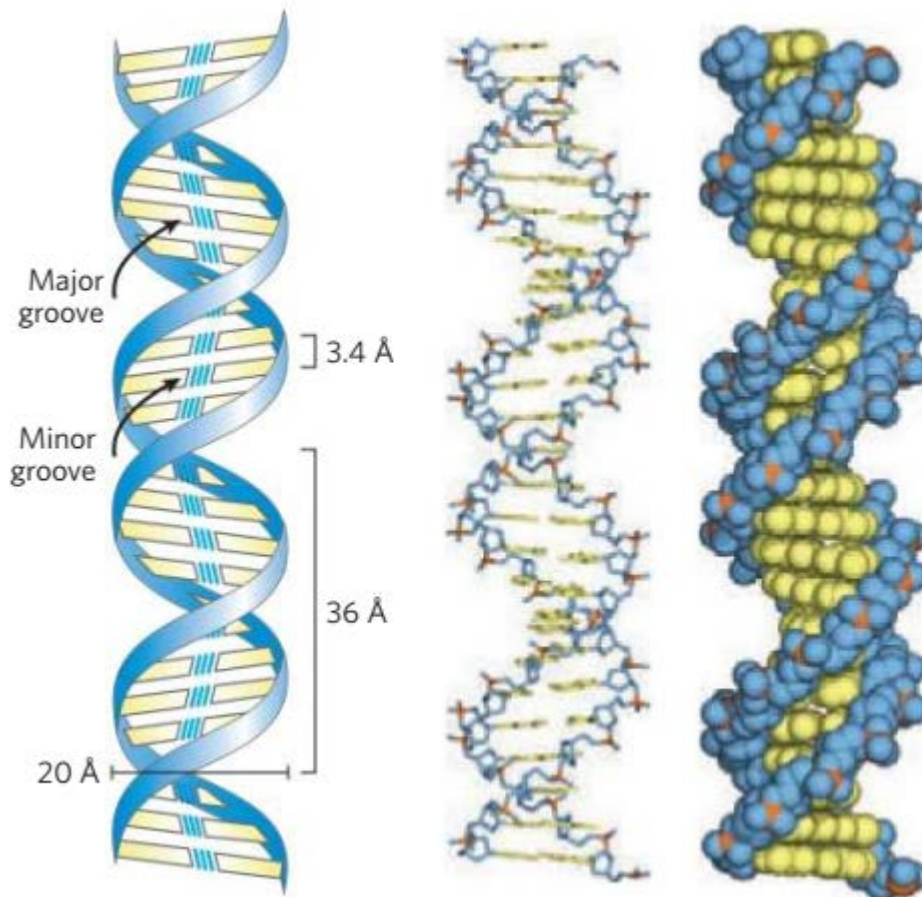


Ribofuranose rings in nucleotides can exist in four different puckered conformations.



核酸的結構

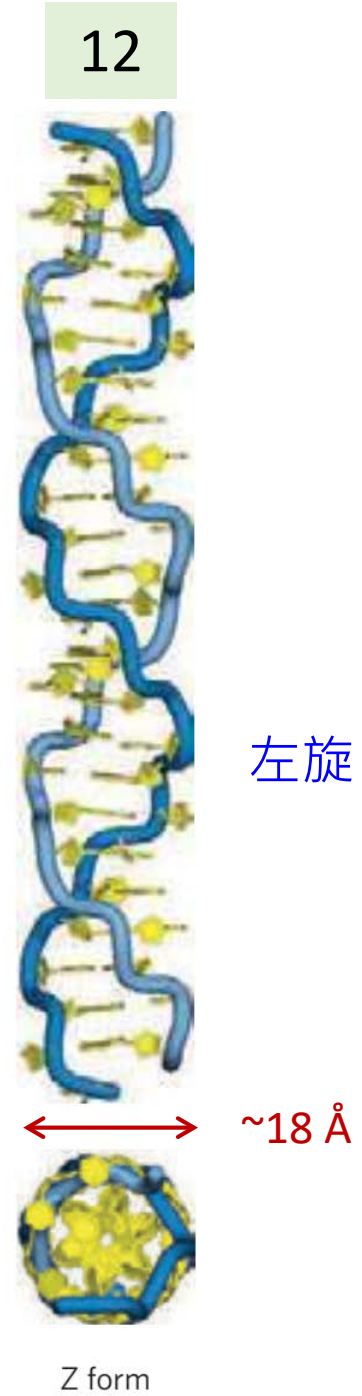
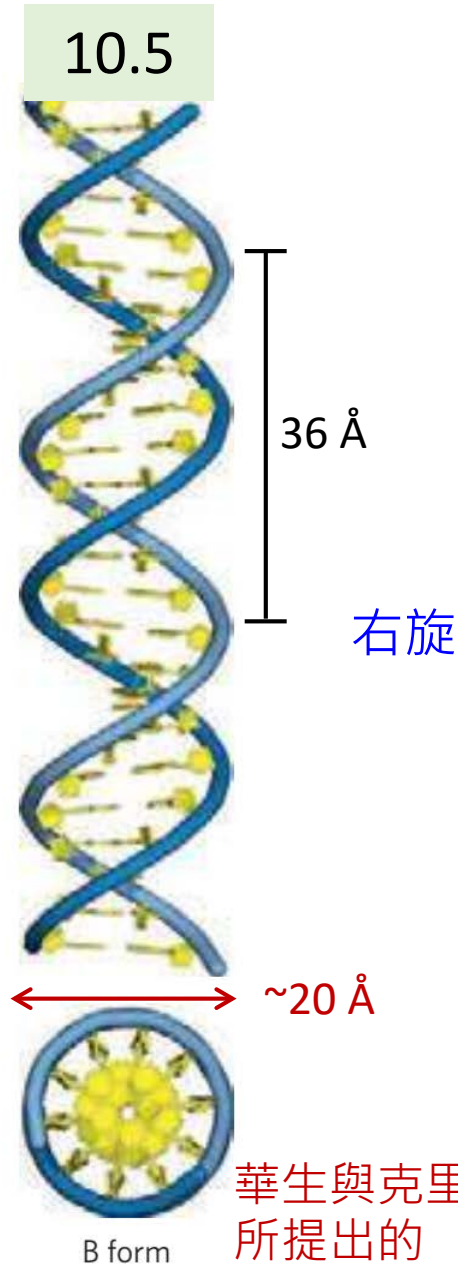
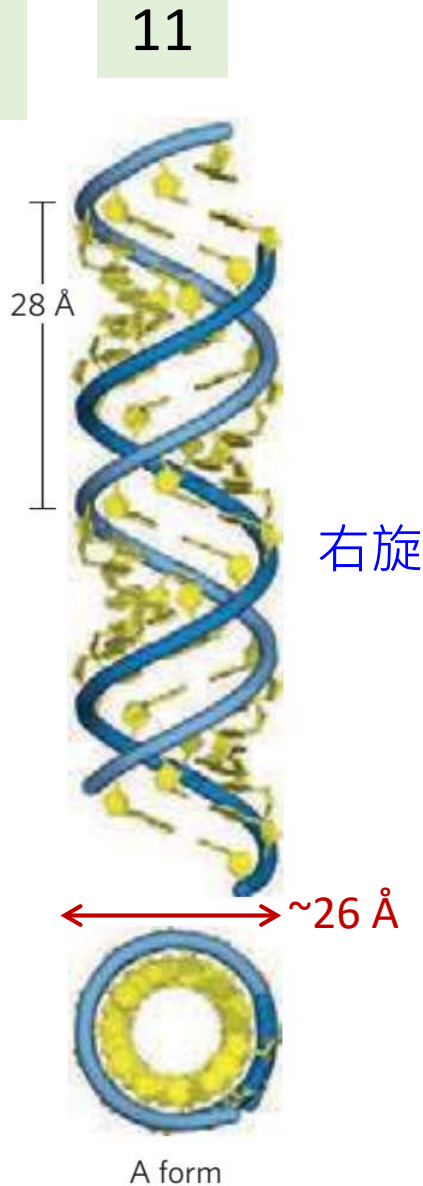
- (由華生與克里克提出的)
DNA雙股螺旋模型



反向平行

核酸的雙股螺旋結構

Base pairs
per helical
turn



DNA迴文序列與其結構

- 迴文

- 「我為人人，人人為我」

- 蘇東坡《菩薩蠻·回文》

嶠南江淺紅梅小，小梅紅淺江南嶠。

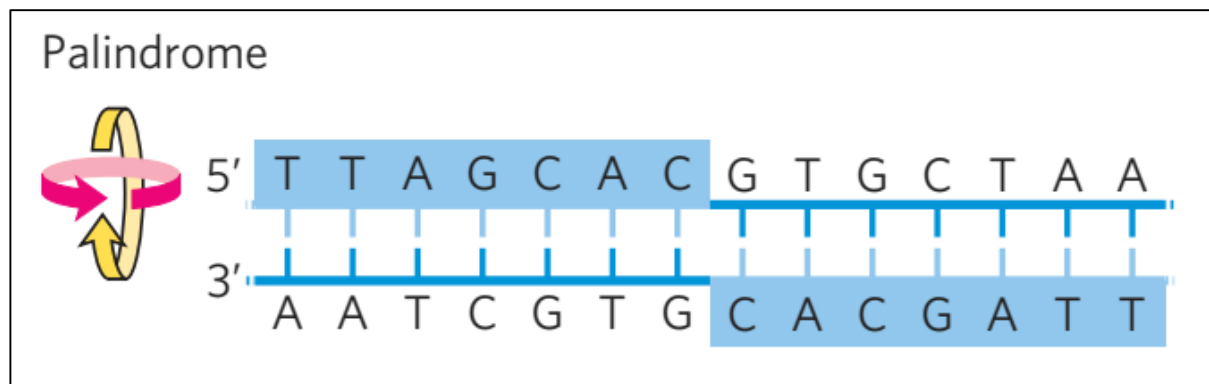
窺我向疏籬，籬疏向我窺。

老人行即到，到即行人老。

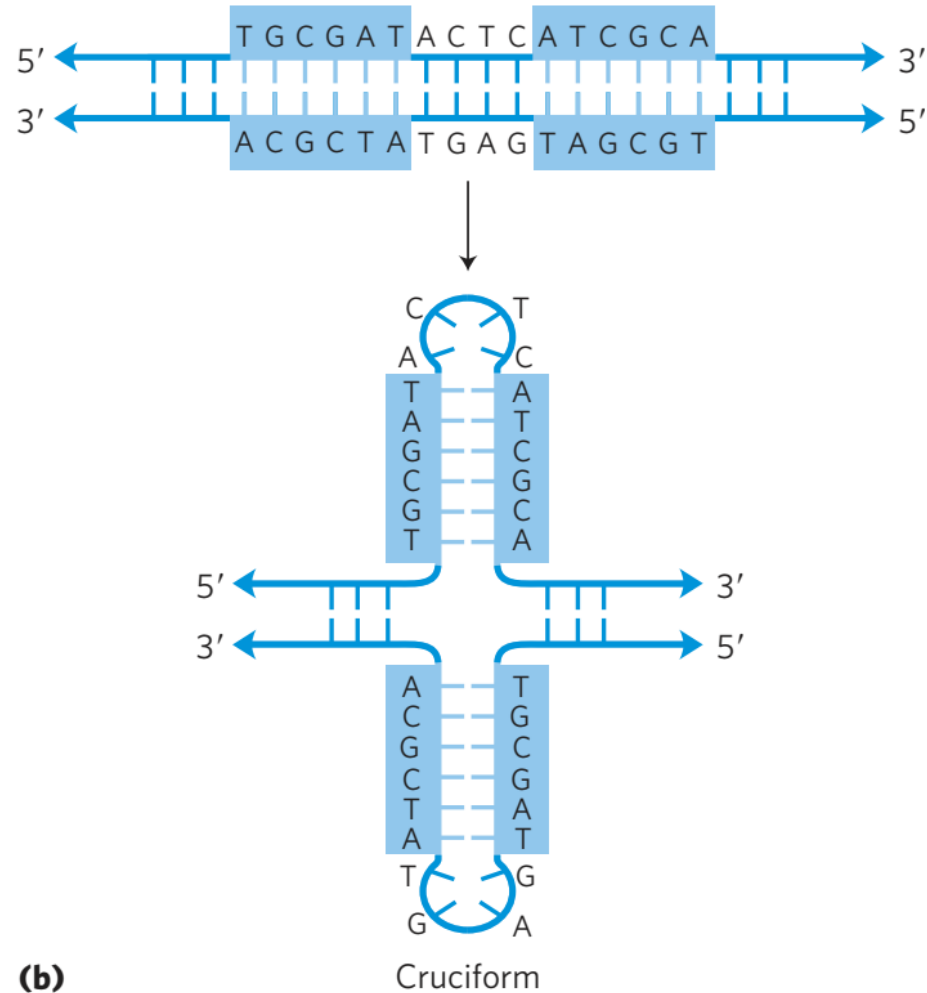
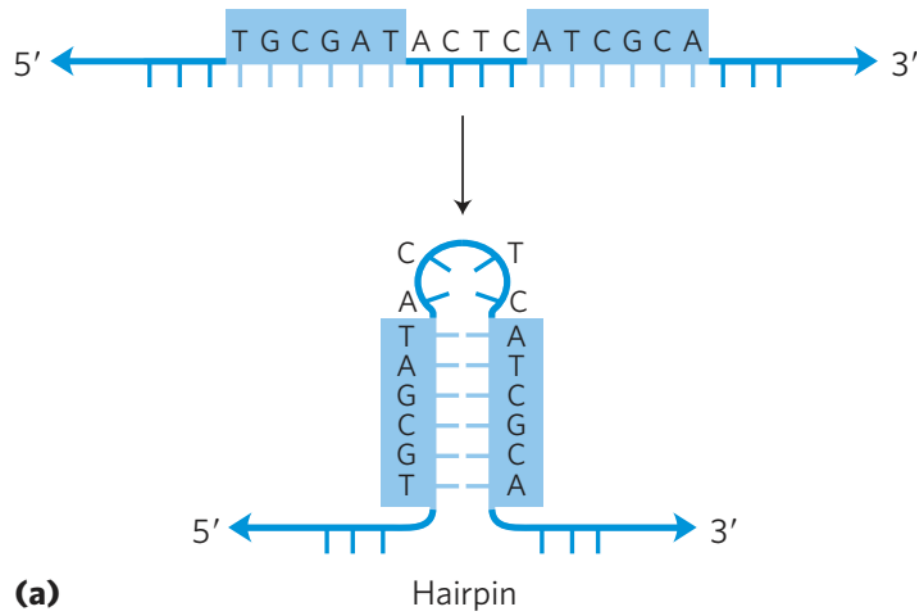
離別惜殘枝，枝殘惜別離。

- ROTATOR、NURSE RUN。

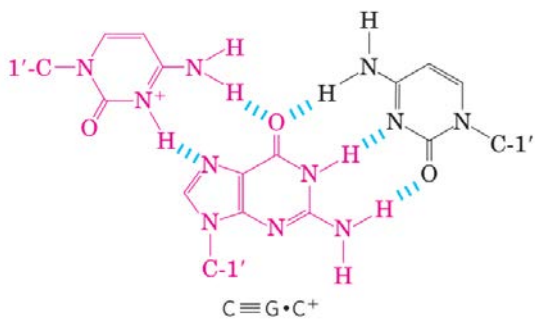
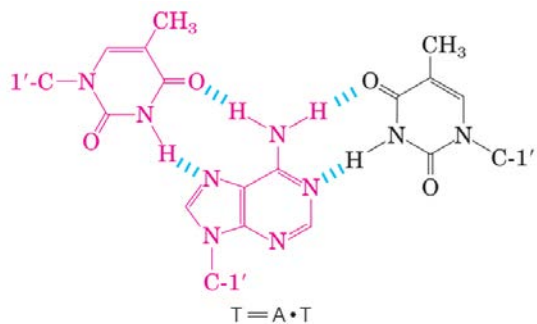
- DNA迴文序列



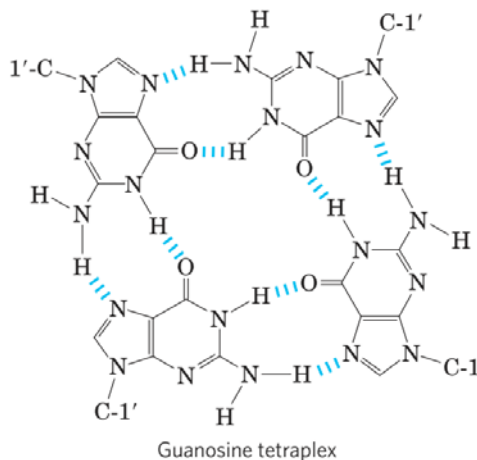
- DNA的迴文序列可以產生(a) 「髮夾」與 (b) 「十字形」結構。



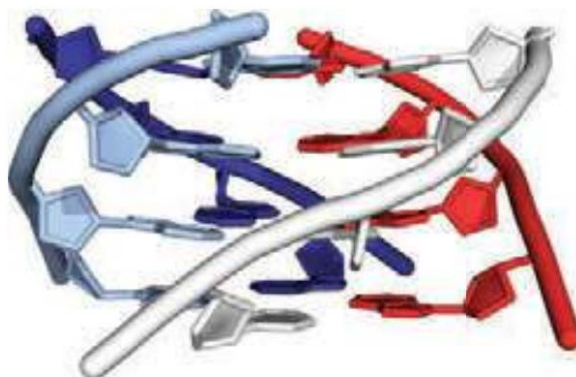
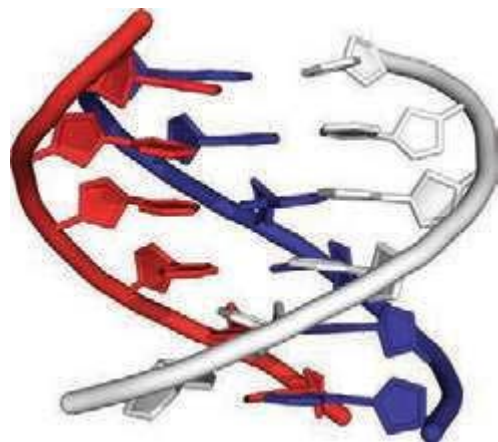
DNA的三股與四股結構



兩股多嘧啶+一股多嘌呤



四股多嘌呤



- DNA的迴文、多嘧啶或多嘌呤序列所形成的特殊結構與某些真核生物的基因調節有關。

RNA的結構

以信使RNA為例

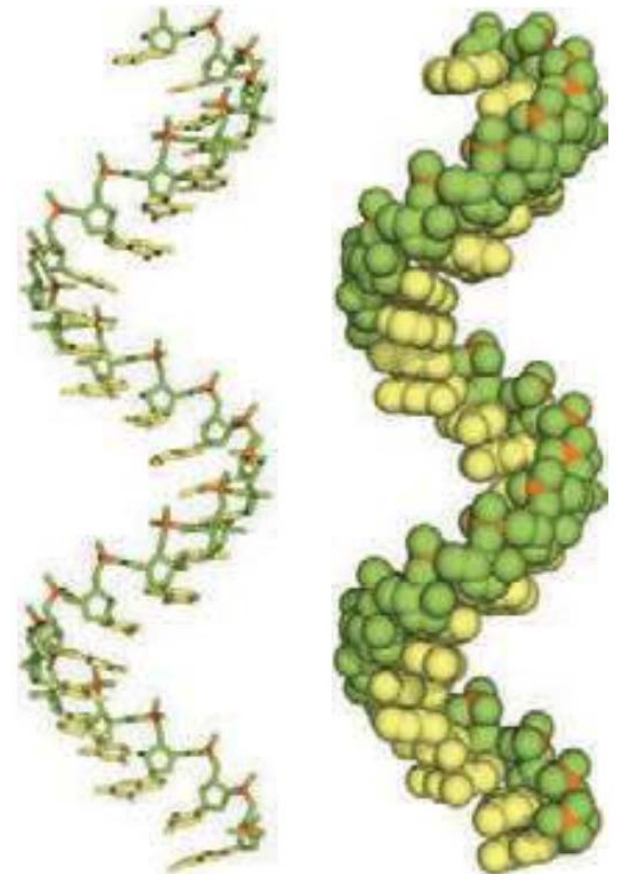


5'端非編碼區

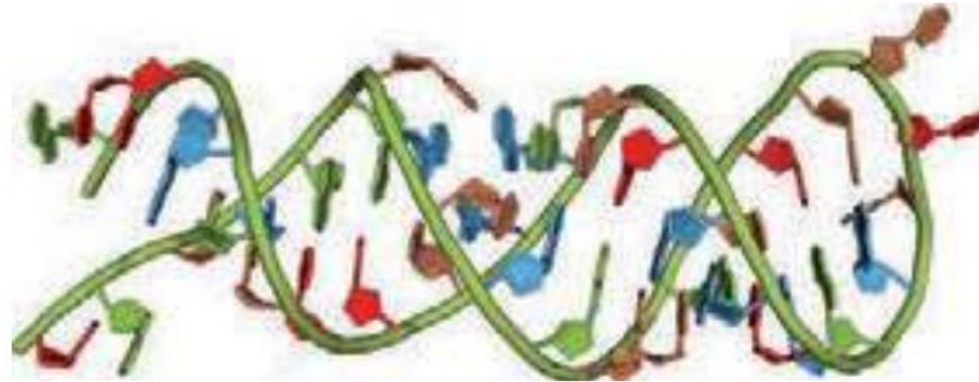
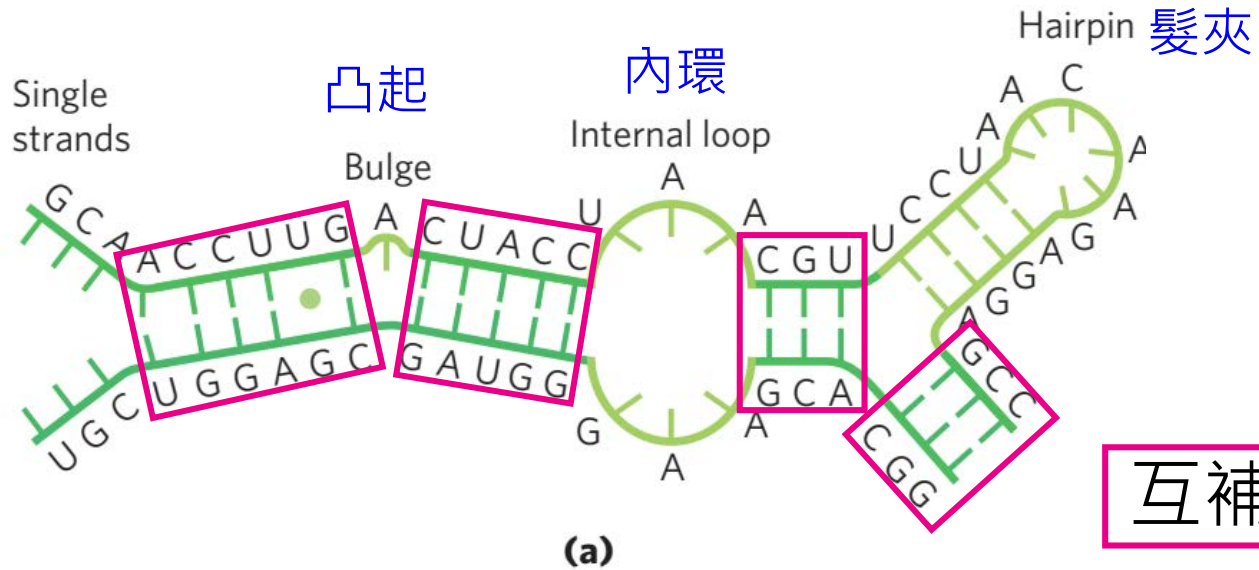
(蛋白質) 編碼區

3'端非編碼區

右旋單股結構



信使RNA的二級結構



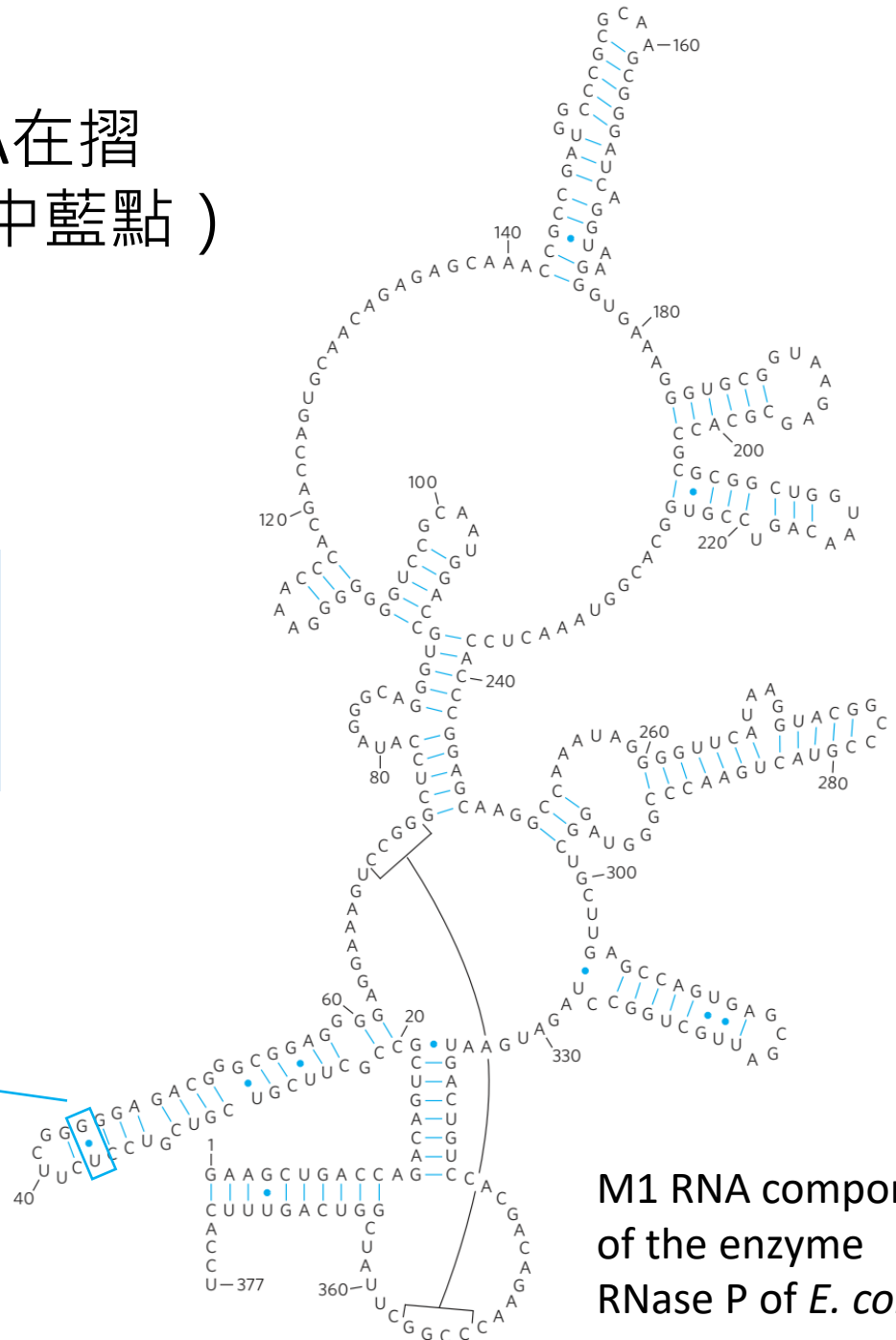
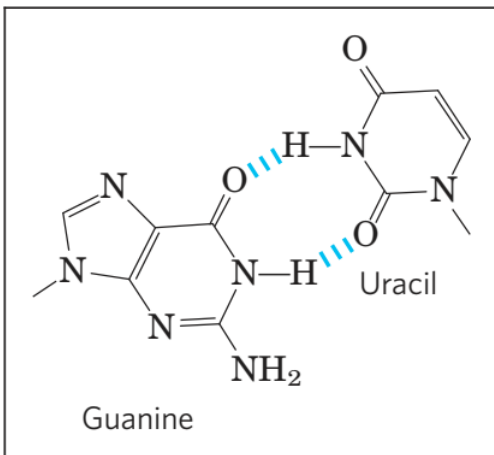
Hairpin double helix

(b)

An A-form helix

儘管未完全互補，如果RNA在摺疊與黏合中遇到GU（如圖中藍點）也可以利用氫鍵結合配對。

RNA摺疊結構預測：
RNAfold web server,
ViennaRNA web services...



M1 RNA component
of the enzyme
RNase P of *E. coli*.

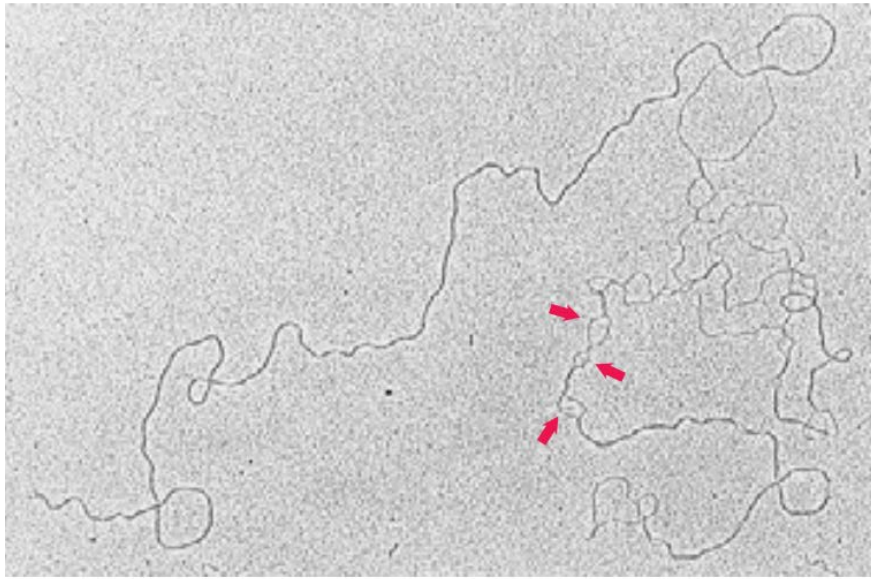
核酸結構的化學變化

- 核酸（主要為DNA）為生物中遺傳物質儲存形式，因此結構需要保持穩定。
- 一般說來核酸會受到下列因子影響造成可逆或者不可逆的變化：
 - 溫度：變性與復性（黏合）
 - 紫外(UV)光：雙嘧啶鍵結
 - 非酵素性化學反應：去胺基、去嘌呤、烷化

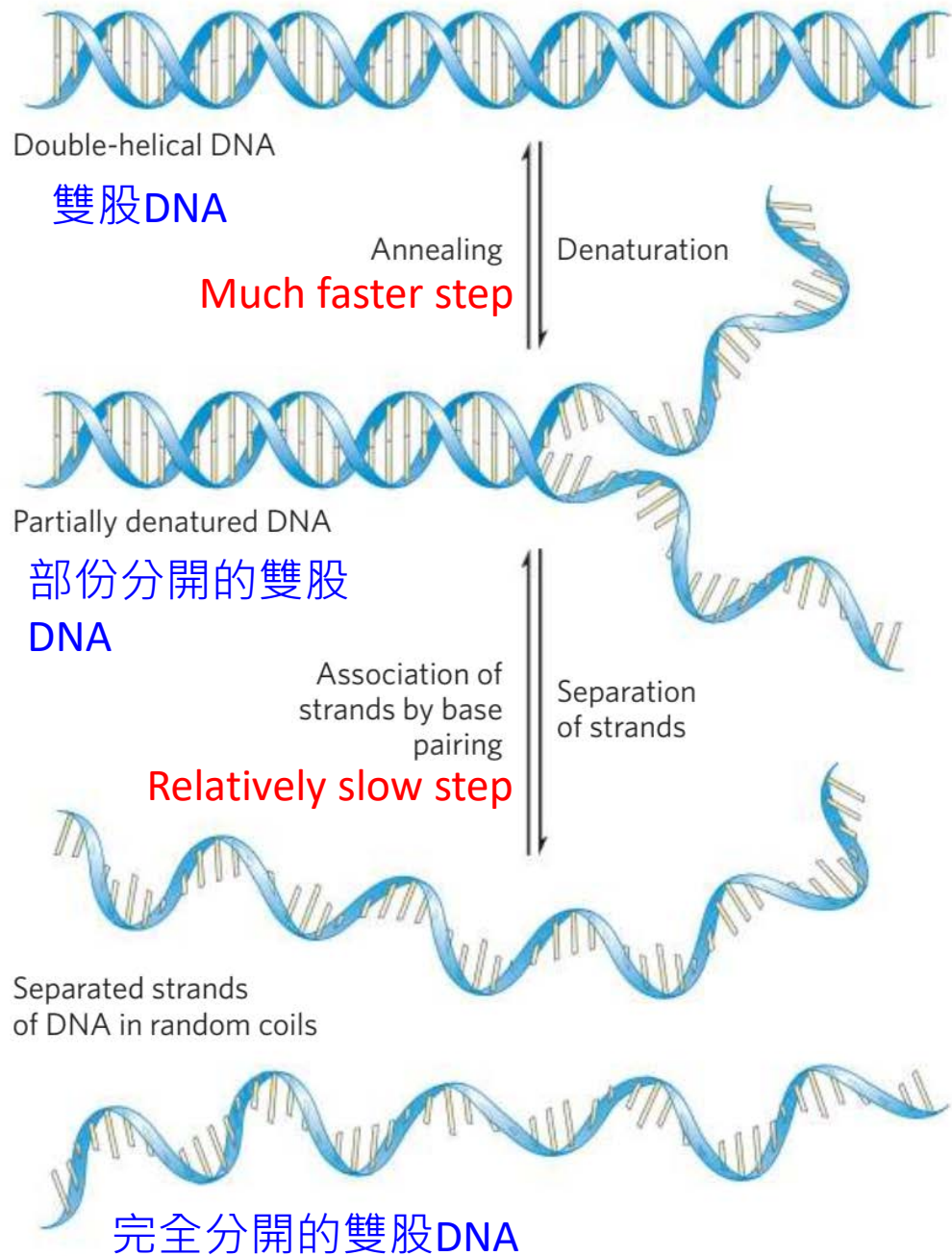
雙股螺旋核酸的變性

- 加熱會造成雙股螺旋間的氫鍵斷裂。
- 在低溫下完全分開的雙股螺旋會先進行序列互補配對，再進行黏合。

Partially denatured DNA

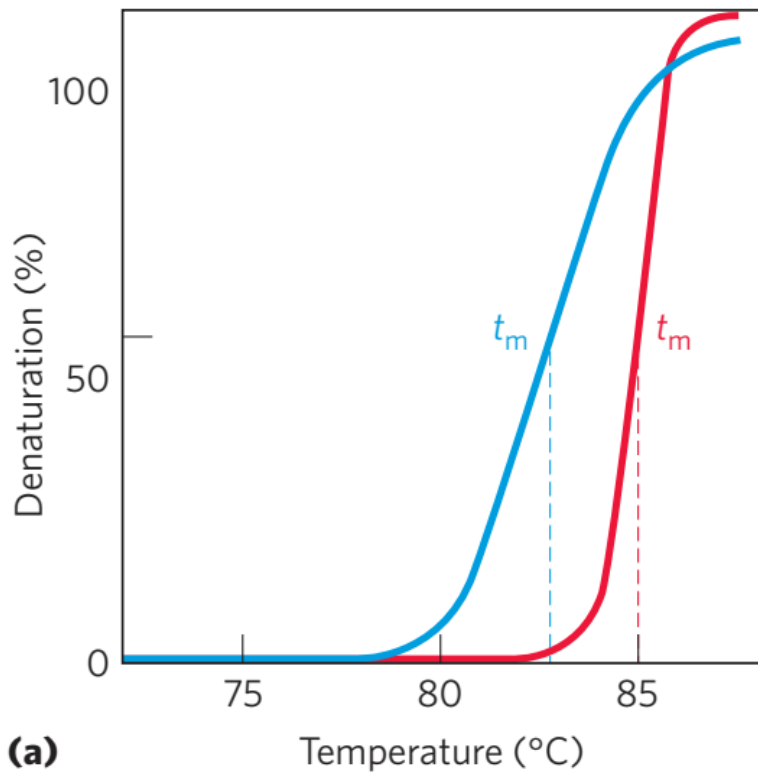


3 μm

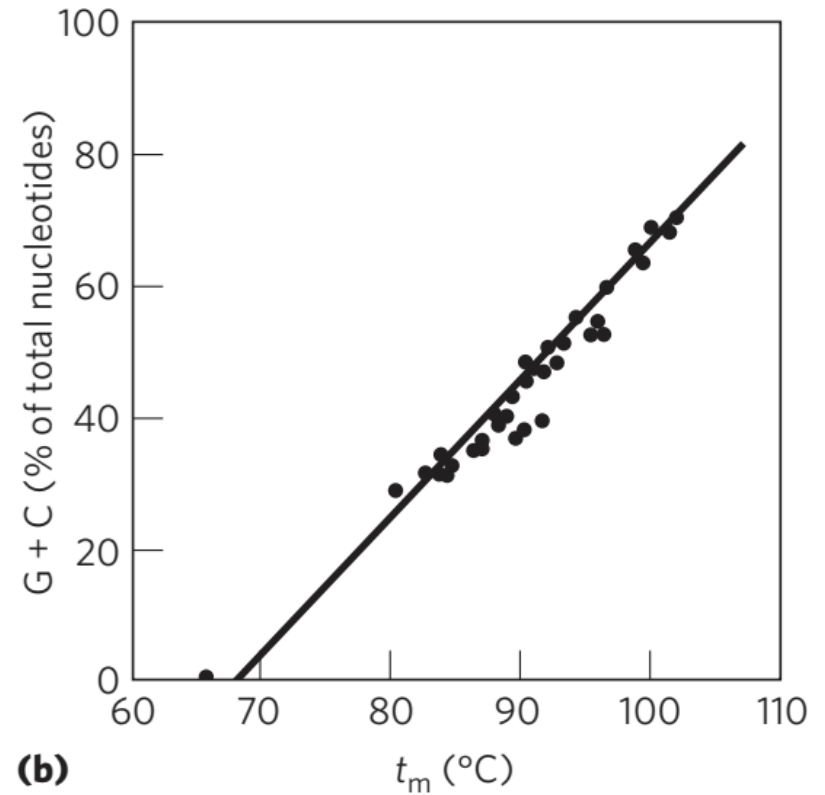


- 核酸分子的變性溫度（**熔點**）與鹼基配對種類含量（**GC含量**）、pH值、離子強度有關。

兩個DNA分子的變性溫度曲線



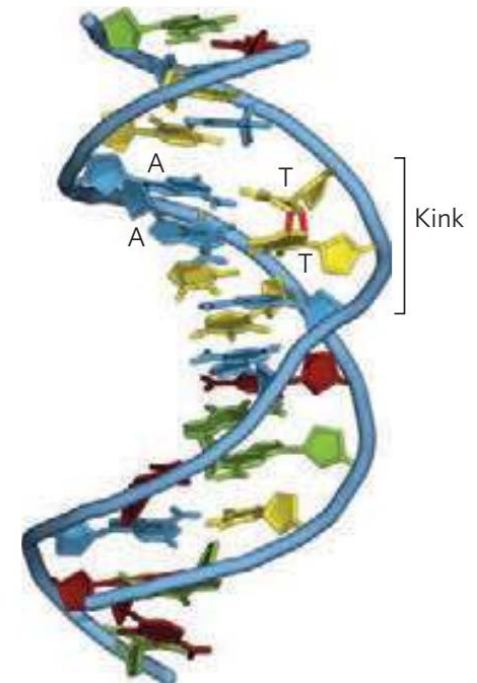
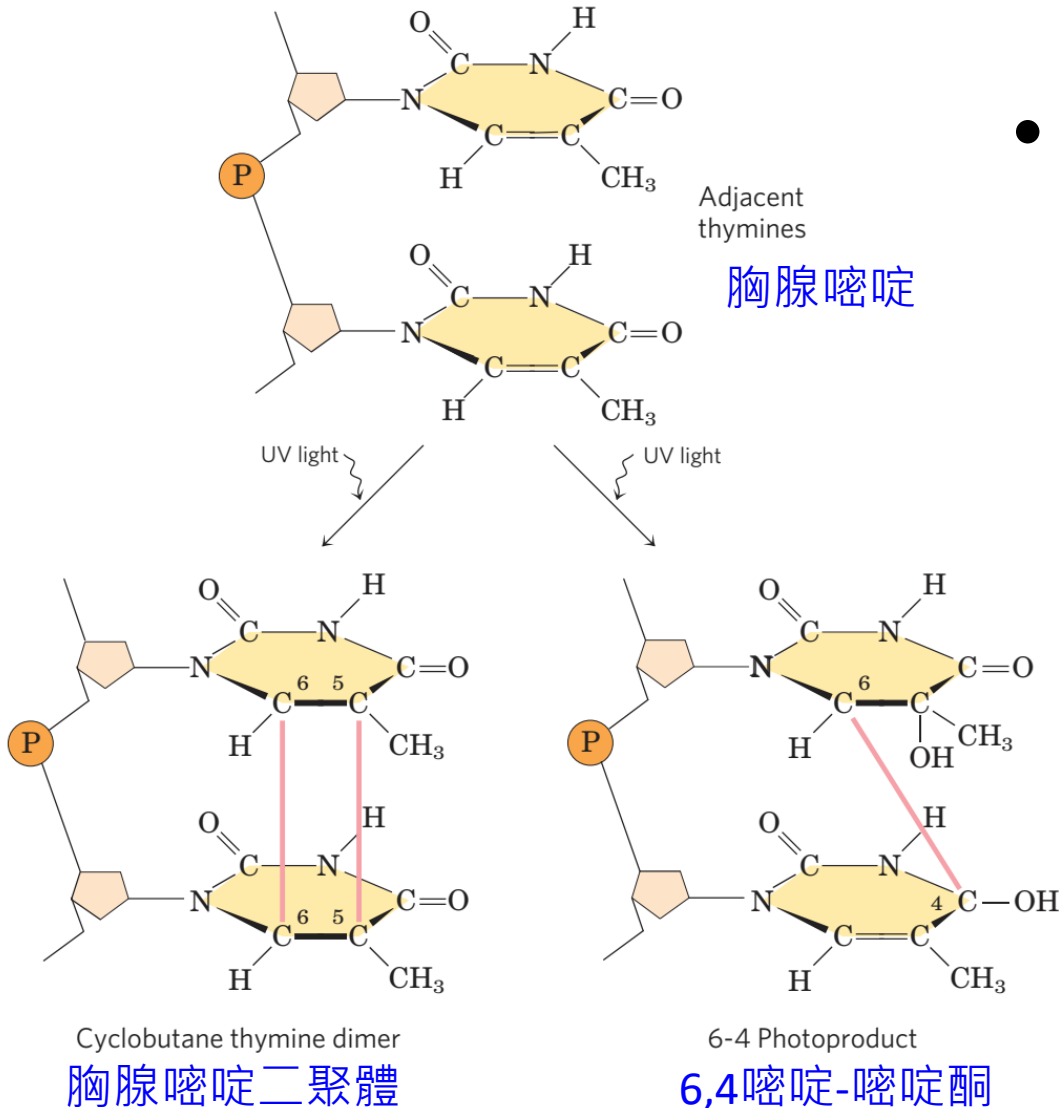
DNA中GC含量與 t_m （熔點）關係



搜尋 “DNA melting temperature calculation”

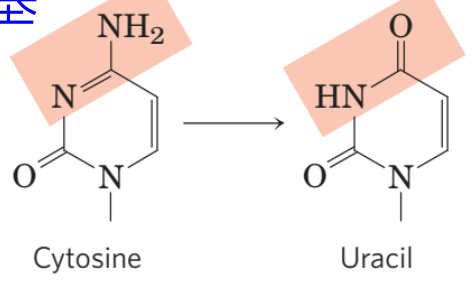
紫外光造成核酸損害

- 如果未**修補**，可能造成**鹼基突變**。

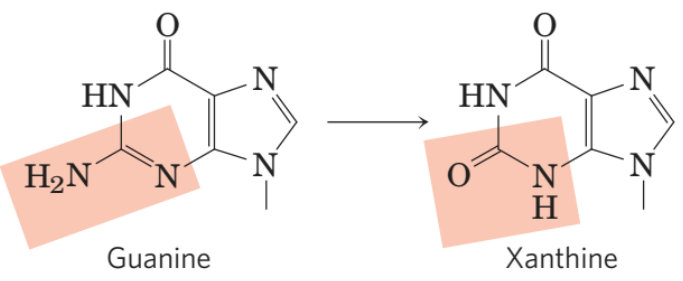
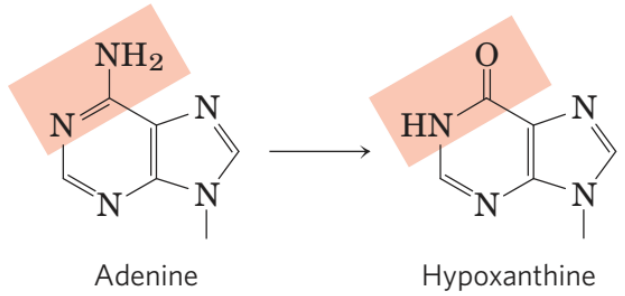
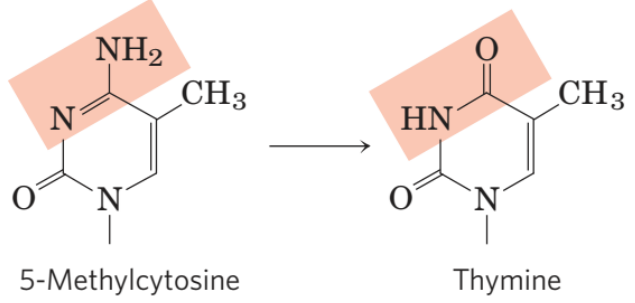


非酵素性化學反應

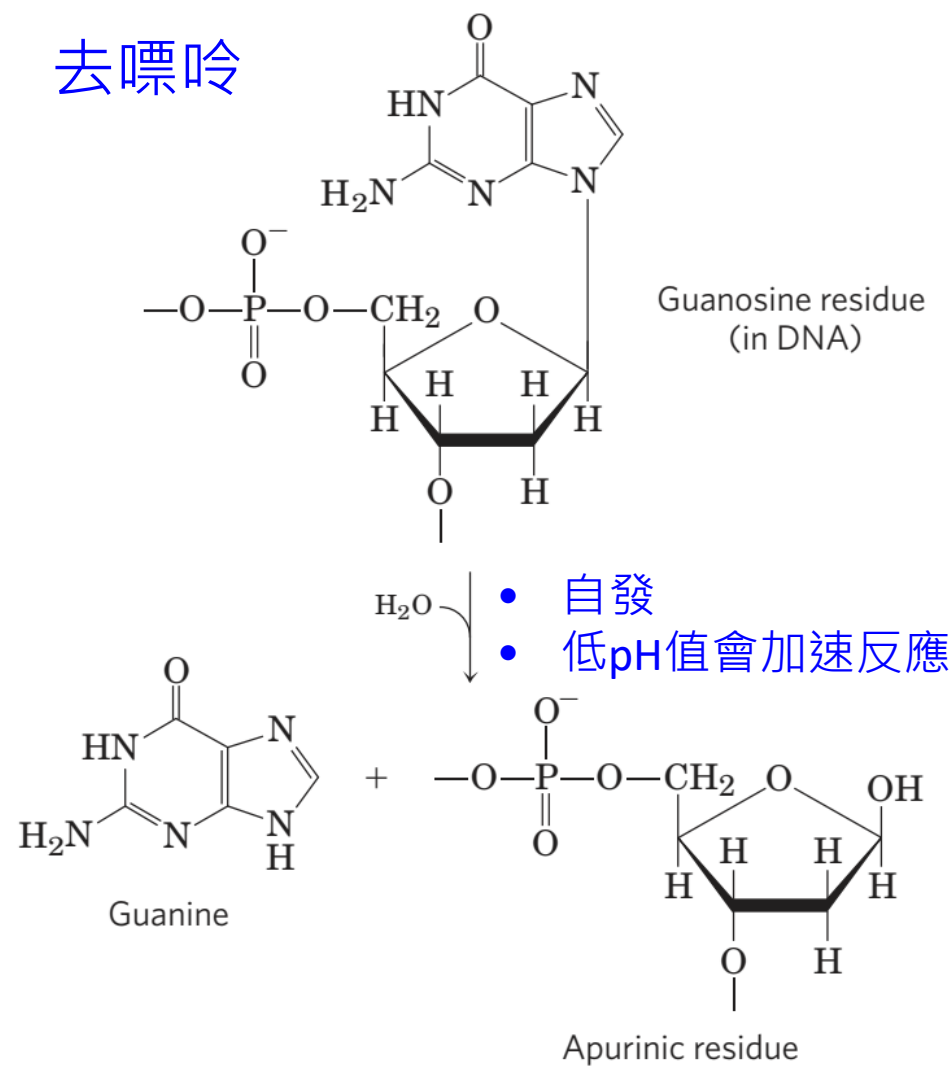
去胺基



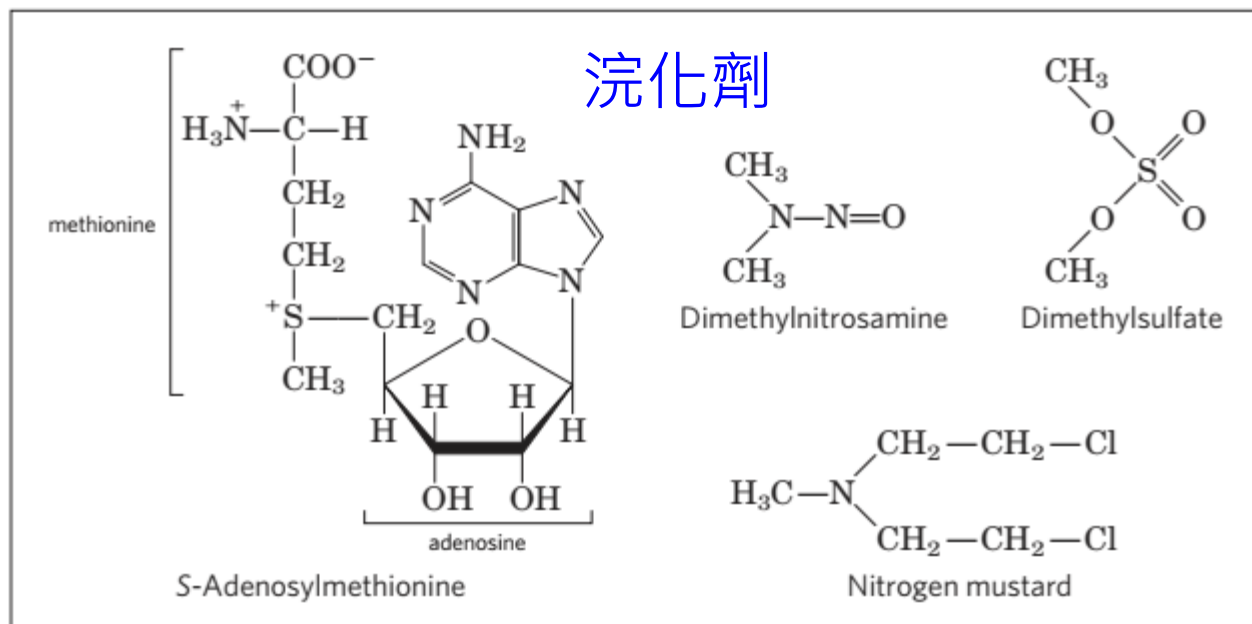
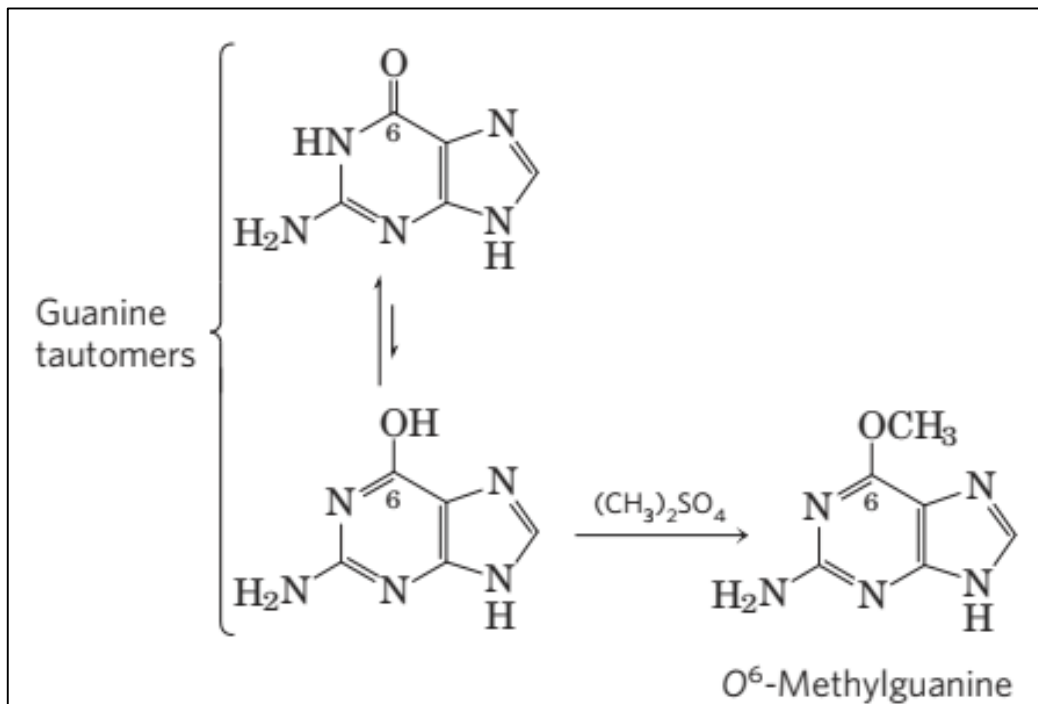
C → U



去嘌呤




烷化反應



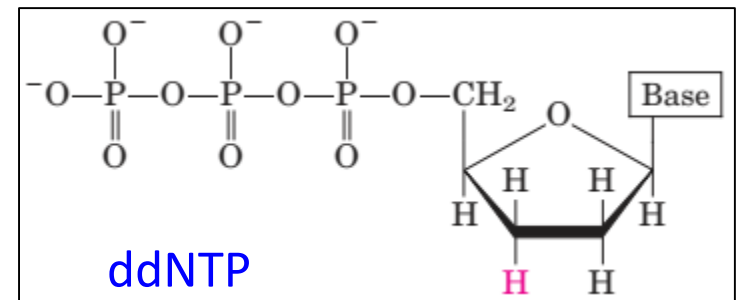
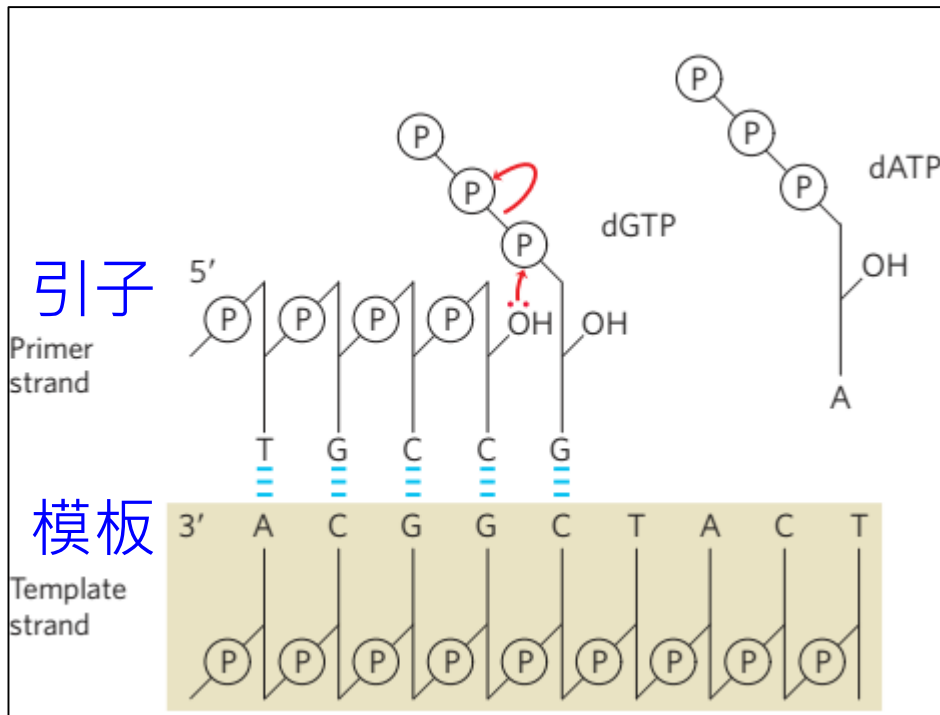
DNA互補配對的技術應用：DNA定序

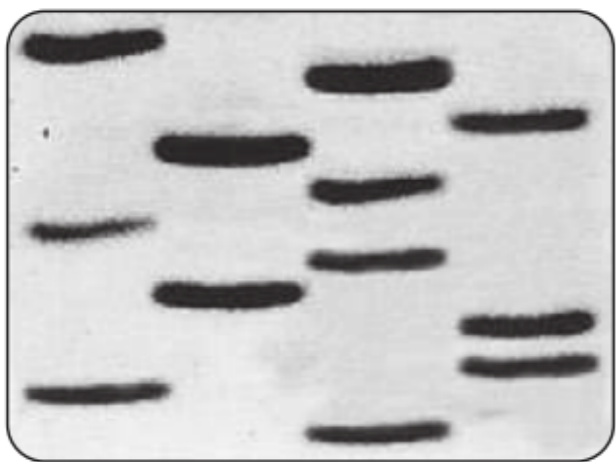
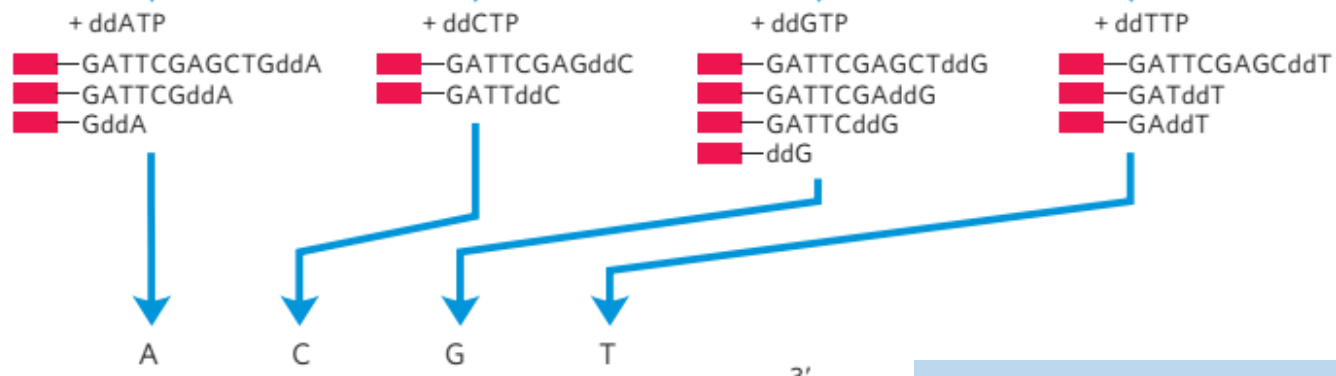
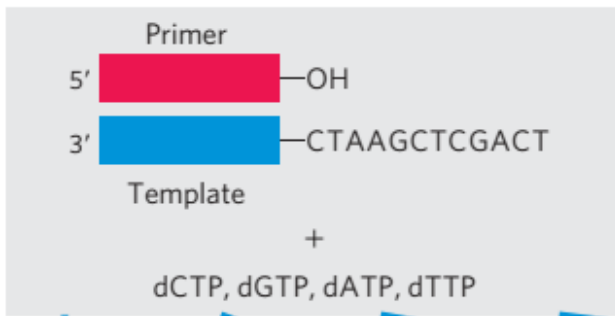
1. Sanger定序法(1977)

- 又稱鏈中止法。
- 使用雙去氧核苷酸(ddNTP)讓DNA的合成停在特定的位置。



Frederick Sanger





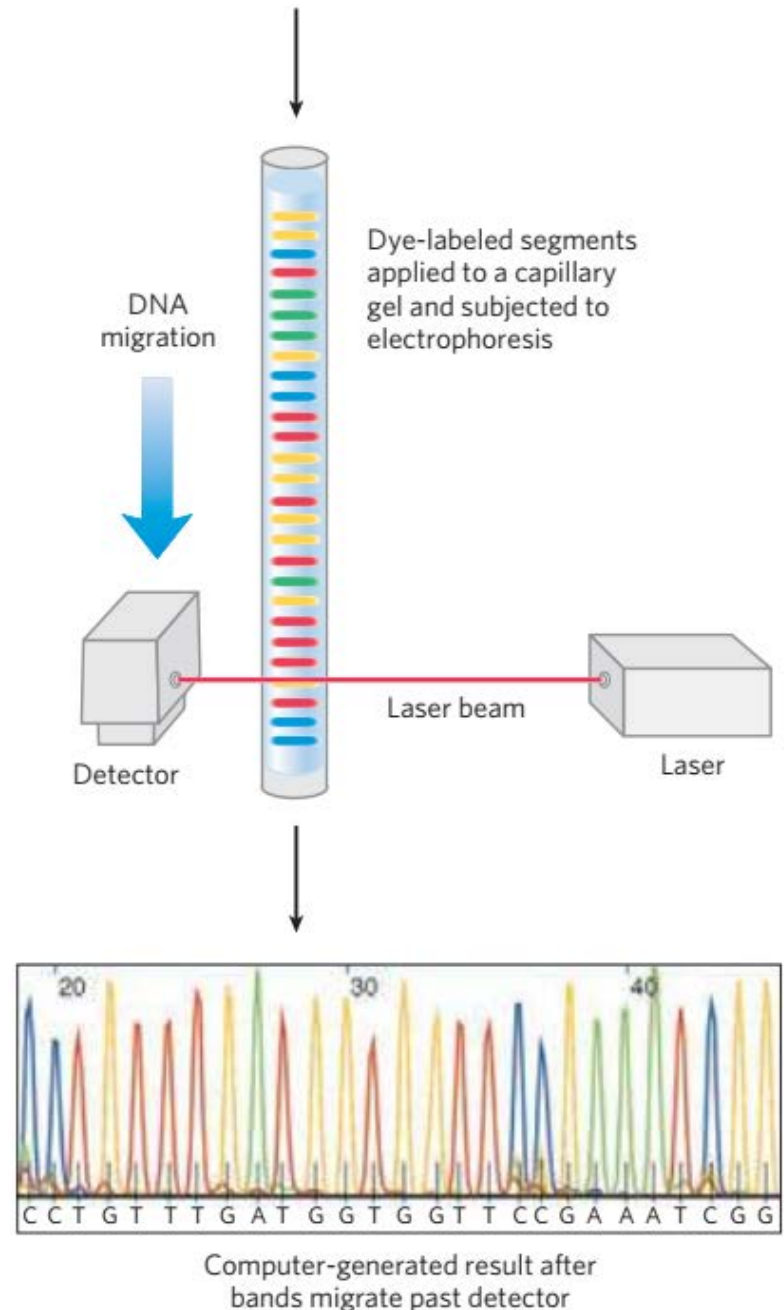
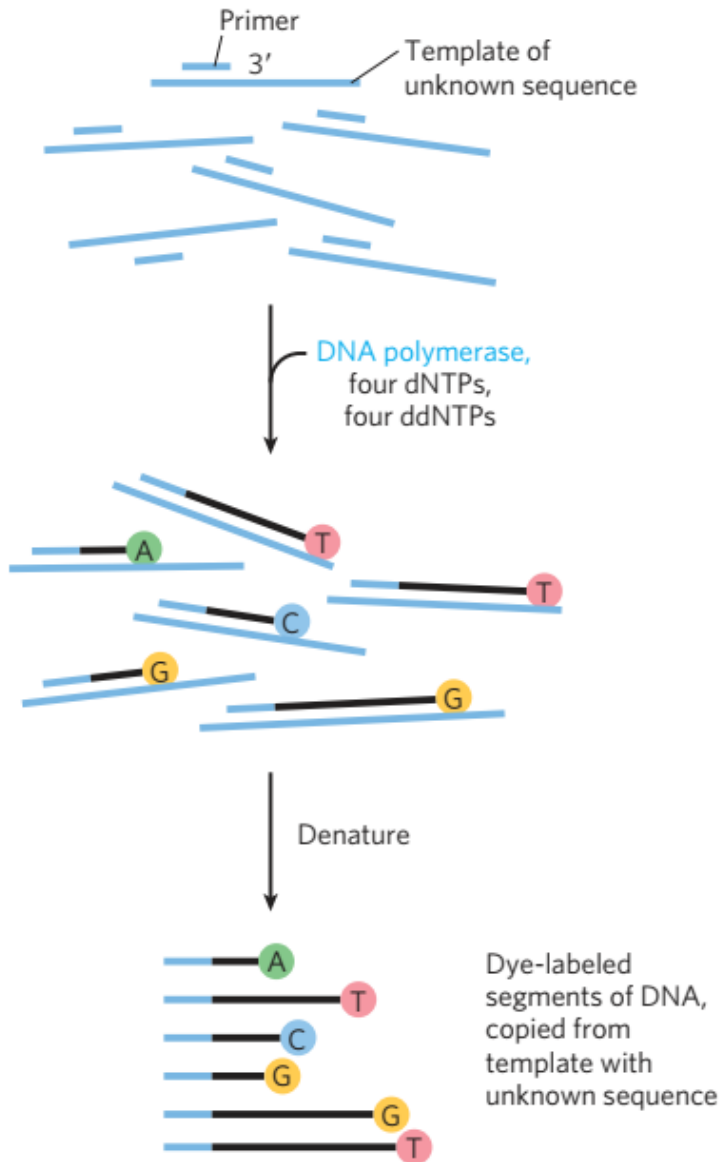
Autoradiogram of electrophoresis gel

3'
 A
 G
 T
 C
 G
 A
 G
 C
 T
 T
 A
 G

Sequence of complementary strand

- 反應所需材料：
- ✓ 一條單股DNA當作模板
- ✓ 一寡核苷酸(oligonucleotide)當作引子
- ✓ DNA聚合酶
- dNTP加上ddATP、ddTTP、ddCTP、ddGTP中其中一個，當DNA合成酶使用到ddNTP即終止合成反應。

2. 自動DNA定序法 (Sanger定序法的變形)



脂質

- 為一類化學結構變化多樣的天然化合物，其共通的特性為不溶於水。
- 生物產生出的脂質可分為八類：
 - 脂肪醯、甘油脂、（甘油）磷脂、神經鞘脂、醣脂、聚酮、固醇脂、烯醇脂。
- 脂質在生物體的主要功能為儲存能量、細胞膜系的組成、訊息分子、輔因子、色素等。

脂肪酸：儲存能量

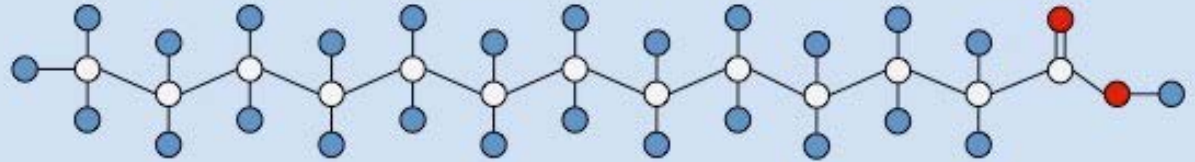
- 脂肪酸(fatty acid)為具有4-36碳長碳氫鏈之羧酸。
- 生物體內僅有微量的游離脂肪酸。
- 脂肪酸可以依照所含碳鏈長短與雙鍵的數目及位質來作分類。

飽和、不飽和（反式、順式）脂肪酸之結構

飽和脂肪酸

Saturated fatty acid

(*no* double bonds)

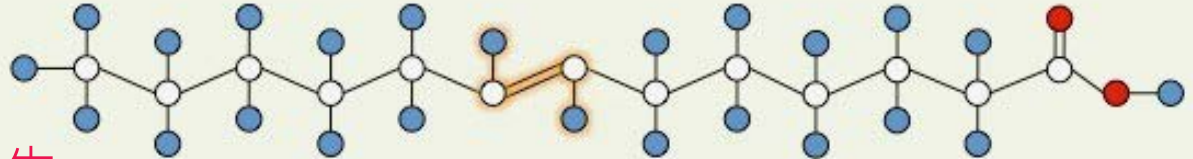


不飽和脂肪酸 反式

Unsaturated – *trans*

(H atoms opposite)

大部分為食品加工後產生



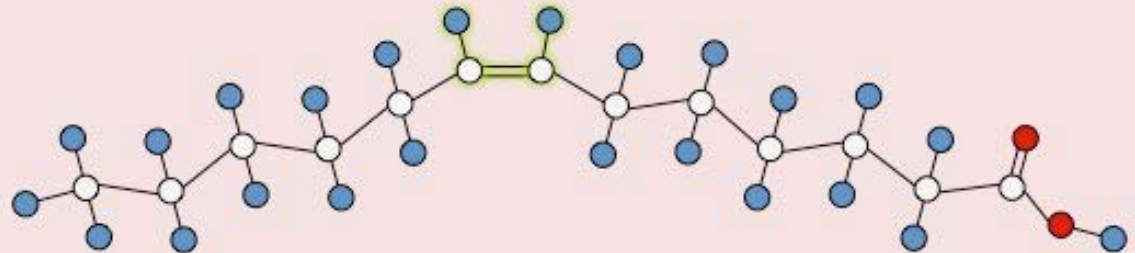
不飽和脂肪酸 順式

Unsaturated – *cis*

(H atoms same side)

→ *bent configuration*

自然中主要存在



○ = C ● = O ● = H

營養標示		
每一份量310毫升 本包裝含3份		
	每份	每100毫升
熱量	138大卡	44.6大卡
蛋白質	9.9公克	3.2公克
脂肪	4.3公克	1.4公克
飽和脂肪	3.1公克	1.0公克
反式脂肪	0公克	0公克
碳水化合物	14.9公克	4.8公克
糖	14.9公克	4.8公克
鈉	130毫克	42毫克
鈣	341毫克	110毫克

<https://www.thenewslens.com/article/86586>

脂肪中飽和脂肪酸、
反式不飽和脂肪酸、
順式不飽和脂肪酸所占比例？

Sample label for
Macaroni & Cheese

Nutrition Facts	
Serving Size 1 cup (228g) Servings Per Container 2	
Amount Per Serving	
Calories 250	Calories from Fat 110
% Daily Value*	
Total Fat 12g	18%
Saturated Fat 3g	15%
Trans Fat 3g	
Cholesterol 30mg	10%
Sodium 470mg	20%
Total Carbohydrate 31g	10%
Dietary Fiber 0g	0%
Sugars 5g	
Protein 5g	
Vitamin A	4%
Vitamin C	2%
Calcium	20%
Iron	4%

*Percent Daily Values are based on a diet of other people's secrets. Your Daily Values may be higher or lower depending on your calorie needs.

	Calories	2,000	2,500
Total Fat	Less than	65g	80g
Sat Fat	Less than	20g	25g
Cholesterol	Less than	300mg	300mg
Sodium	Less than	2,400mg	2,400mg
Total Carbohydrate		300g	375g
Dietary Fiber		25g	30g

Check the Serving
Size and Calories

Limit saturated
fat, trans fat,
cholesterol and
sodium.


A % Daily
Value below
5% is low and
above 20% is
high.

Eat enough
fiber, vitamin A,
vitamin C,
calcium and iron

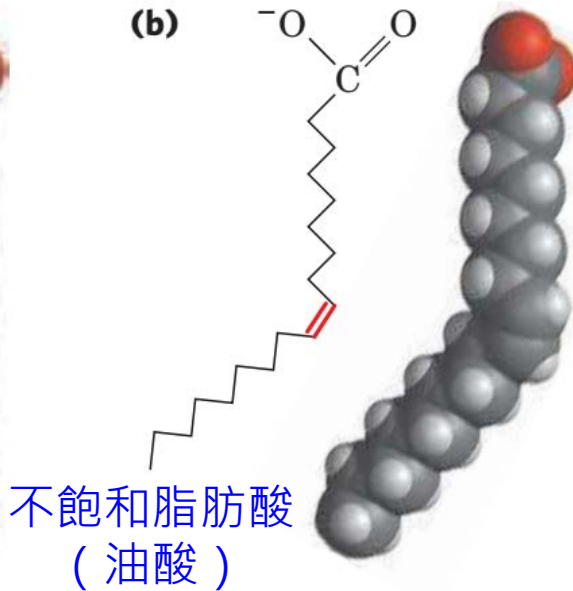
<https://zfcph.arizona.edu/your-health/basics/reading-nutrition-facts-labels>

脂肪酸碳鏈長度與雙鍵數目決定其物理特性

(a) Carboxyl group $^{-}O-C=O$



(b) $^{-}O-C=O$



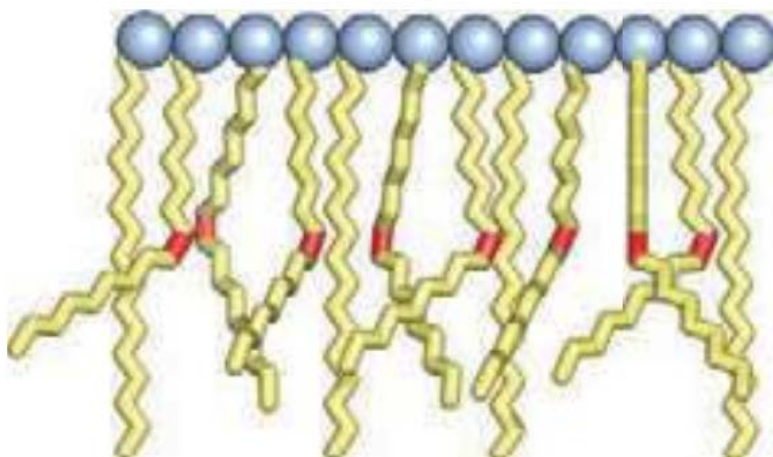
飽和脂肪酸
(硬脂酸)

不飽和脂肪酸
(油酸)

(c) Saturated fatty acids



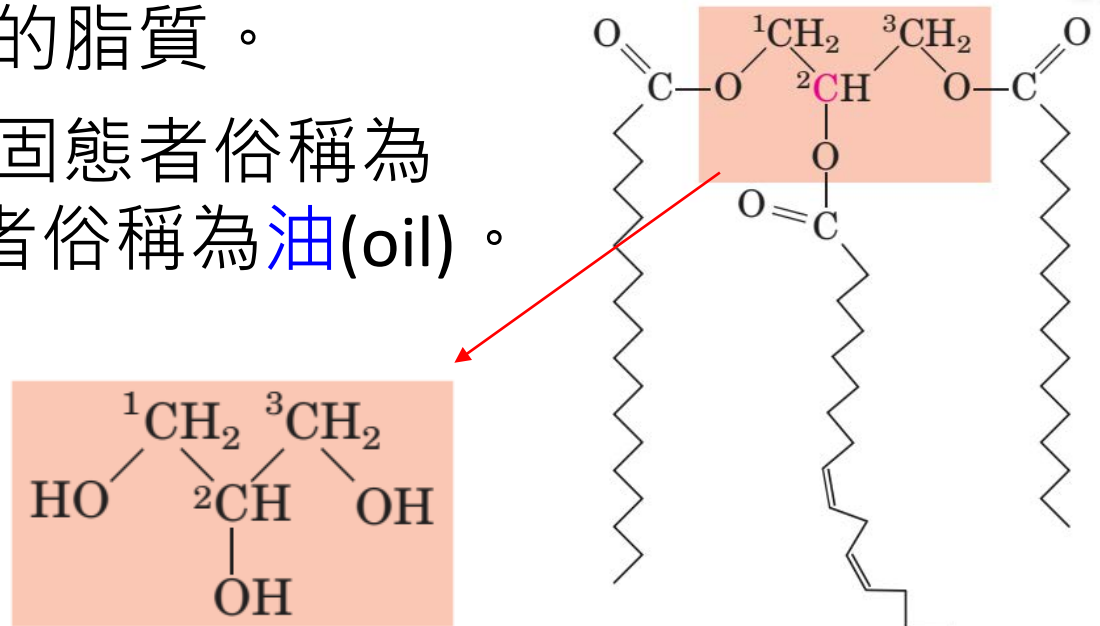
(d) Mixture of saturated and unsaturated fatty acids



- 羧基具有微極性，其他部份為非極性。
- 越長的碳鏈與越少的雙鍵數，其水溶性越差。
- 同樣碳鏈長度的脂肪酸，雙鍵數目越多，熔點越低。

甘油酯：儲存能量

- 甘油+脂肪酸連結而成的酯類。
- 甘油酯為中性脂的一種，為動植物體儲存脂質的主要形式，也是自然界中含量最多的脂質。
- 甘油酯在室溫下為固態者俗稱為脂肪(fat)，為液態者俗稱為油(oil)。



Glycerol

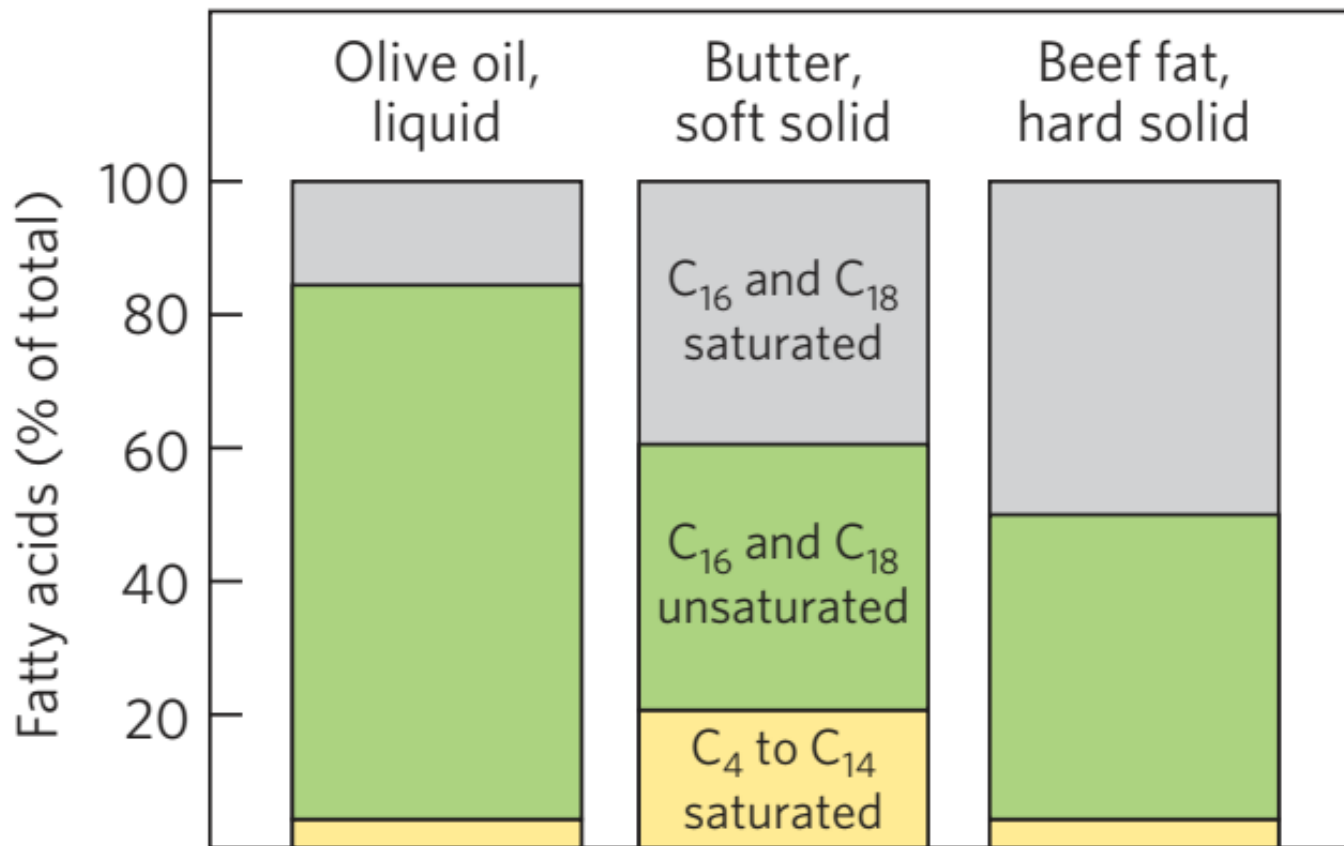
甘油

1-Stearoyl, 2-linoleoyl, 3-palmitoyl glycerol,
a mixed triacylglycerol

甘油酯 (混合脂)

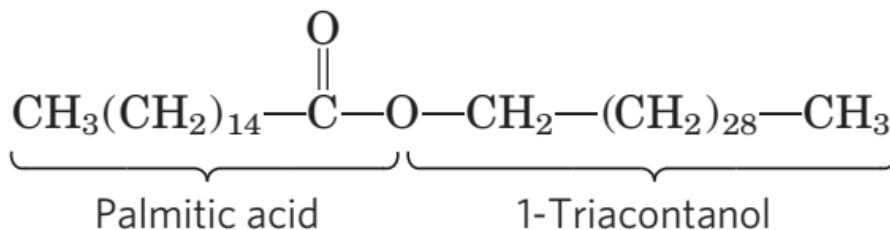
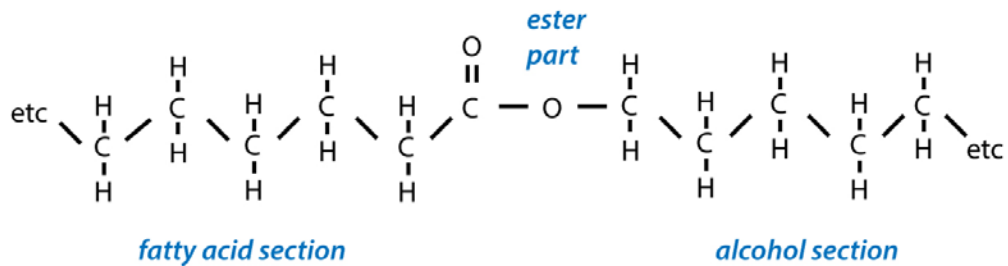


Natural fats at 25 °C



蠟：儲存能量與防水劑

- 由脂肪酸($C_{14}-C_{36}$)與長鏈醇($C_{16}-C_{30}$)連結而成的酯類。
- 為中性脂的一種，熔點比甘油酸高 ($60-100^{\circ}\text{C}$)。
- 可在植物表皮外層、蜂巢、水鳥潤羽腺分泌物等地方發現蠟。



蜂蠟：棕櫚酸+三十烷醇



常見的儲存性脂質與膜脂質

儲存性脂質 (中性)

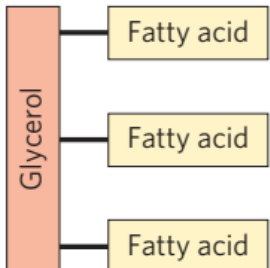
膜脂質 (極性)

Storage lipids (neutral)

Membrane lipids (polar)

三酸甘油

Triacylglycerols



甘油 脂肪酸

Phospholipids 磷酸脂

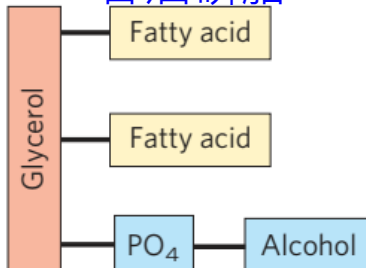
Glycolipids 醣脂

Glycerophospholipids

Sphingolipids

Sphingolipids

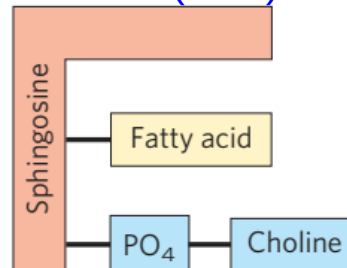
Galactolipids (sulfolipids)



甘油磷脂

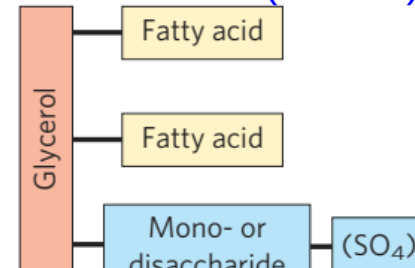
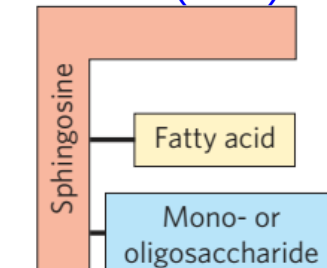
神經鞘 (磷) 脂

神經胺醇 膽鹼



神經鞘 (糖) 脂

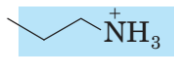
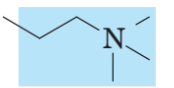
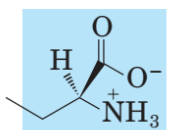
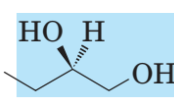
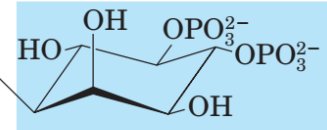
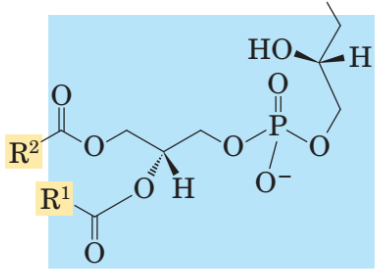
單醣或寡醣



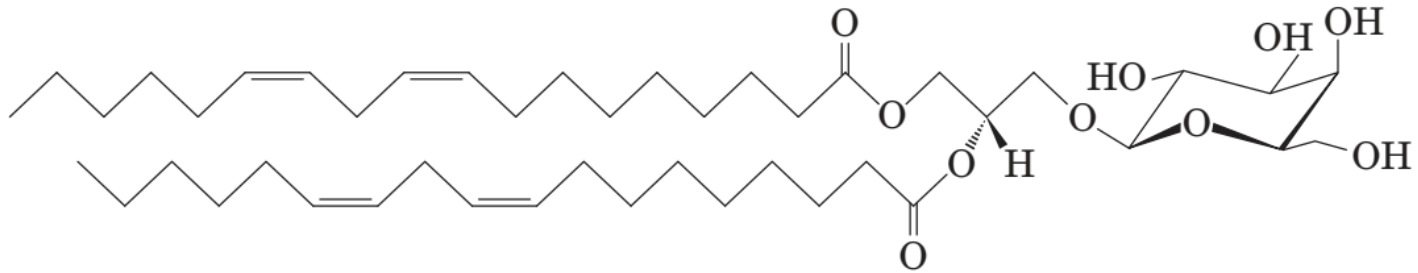
半乳糖脂 (硫脂)

單醣或雙醣

各類甘油磷脂

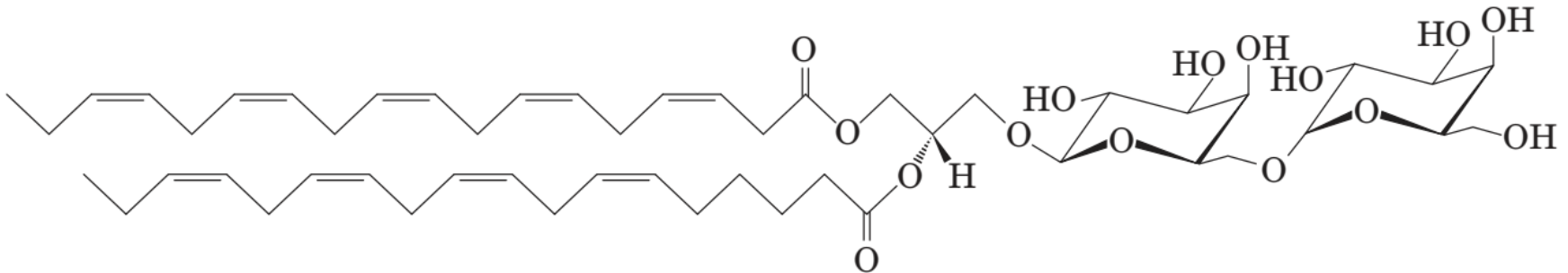
Name of glycerophospholipid	Name of X—O	Formula of X	Net charge (at pH 7)
Phosphatidic acid 磷脂酸	—	— H	-2
Phosphatidylethanolamine 磷脂醯乙醇胺	Ethanolamine		0
Phosphatidylcholine 磷脂醯膽鹼	Choline		0
Phosphatidylserine 磷脂絲胺酸	Serine		-1
Phosphatidylglycerol 磷脂醯甘油	Glycerol		-1
Phosphatidylinositol 4,5-bisphosphate 磷脂酸肌醇4,5-雙磷酸	<i>myo</i> -Inositol 4,5-bisphosphate		-4*
Cardiolipin 心磷脂	Phosphatidylglycerol		-2
粒線體內膜分子			

半乳糖脂：葉綠體類囊膜主要脂質分子



Monogalactosyldiacylglycerol (MGDG)

單半乳糖雙醯甘油脂

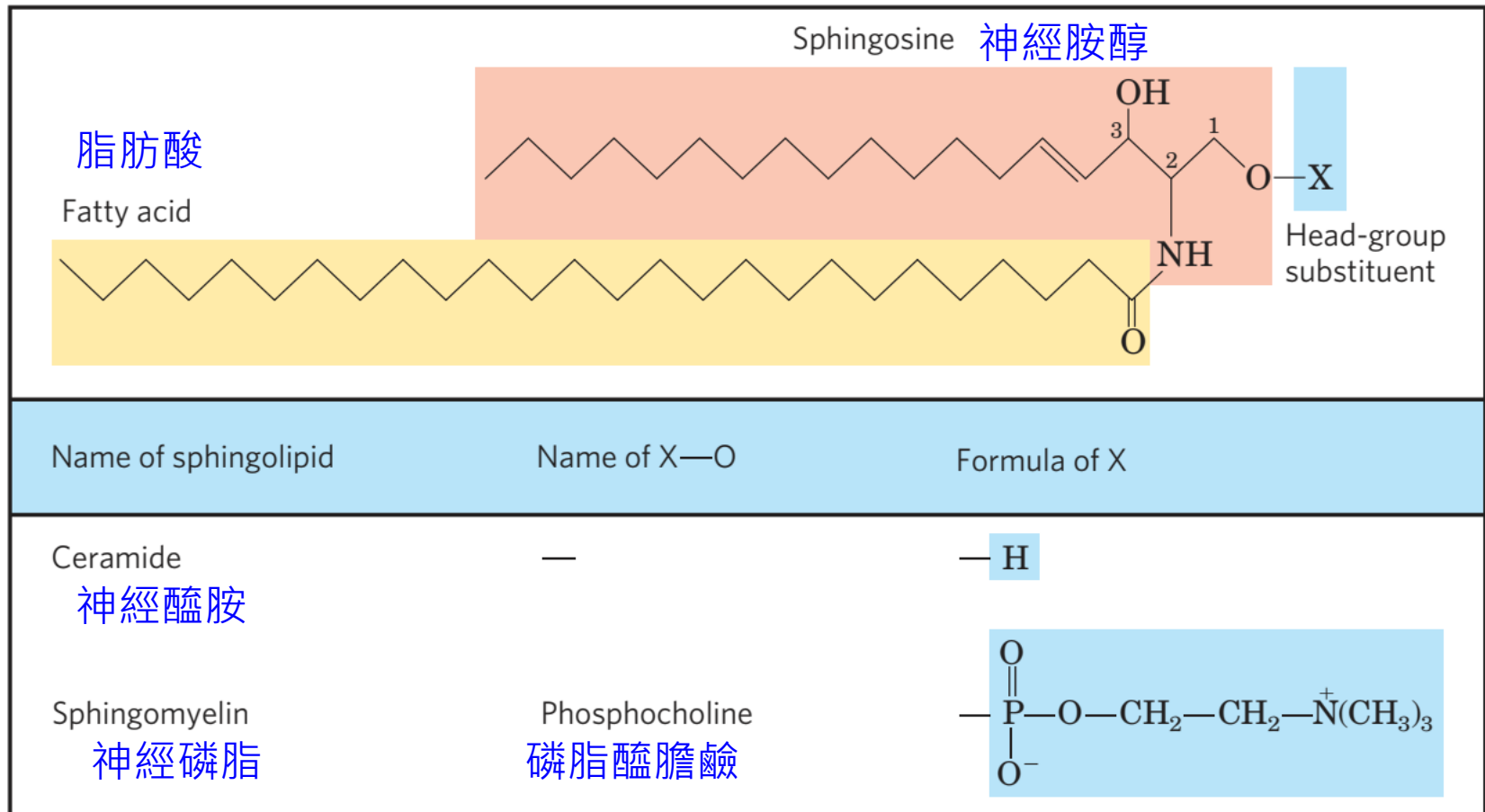


Digalactosyldiacylglycerol (DGDG)

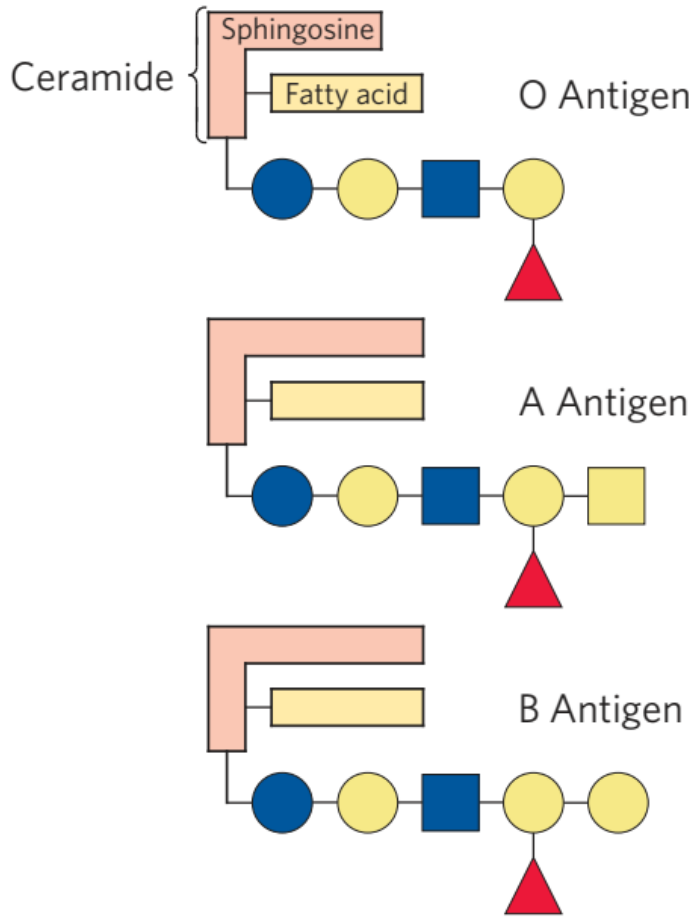
雙半乳糖雙醯甘油脂

神經鞘脂：細胞膜系分子

- 神經鞘脂由神經胺醇衍生而來。
- 很多神經鞘脂廣泛出現在神經細胞膜當中，其中有一些作為細胞辨識位點。



神經鞘糖脂作為血型系統辨認分子

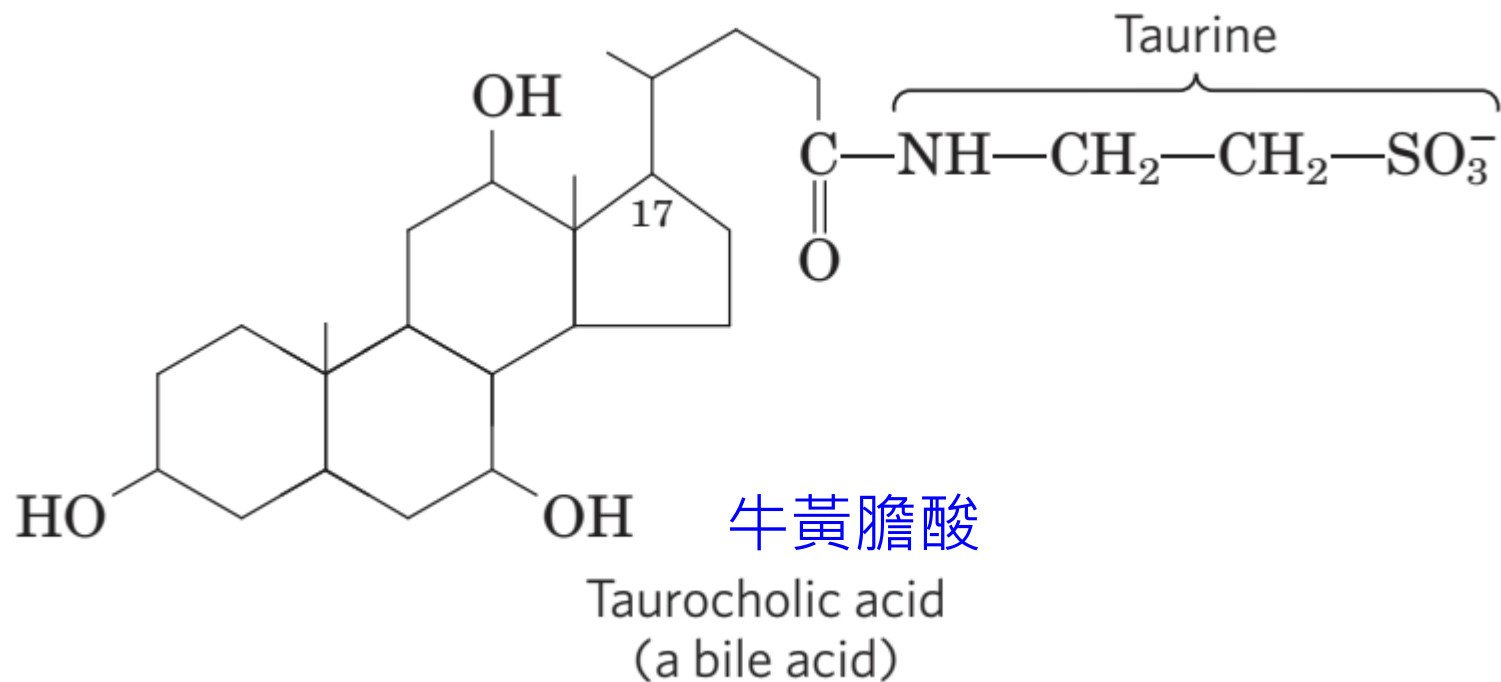


	A 組	B 組	AB 組	O 組
紅血球 細胞型態				
抗體 存在	 B 抗體	 A 抗體	無	 A 與 B 抗體
抗原 存在	 A 抗原	 B 抗原	 A 與 B 抗原	無

<https://zh.wikipedia.org/wiki/%E8%A1%80%E5%9E%8B>

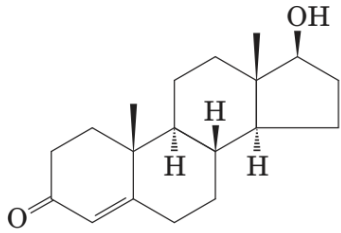
- 膽固醇的代謝產物或衍生物具有重要的生理功能。

例如：膽汁中的**膽酸**即是由膽固醇代謝而來，具有脂肪乳化與促進吸收等功能。



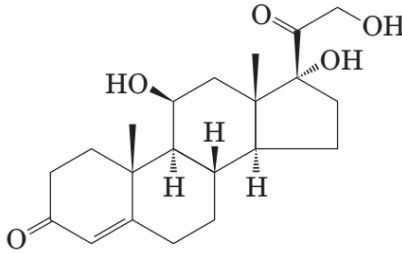
類固醇：賀爾蒙分子

- 類固醇為固醇的氧化衍生物。



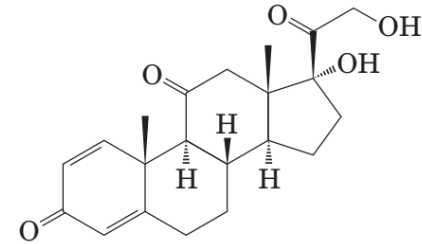
Testosterone

雄性賀爾蒙
睪固酮



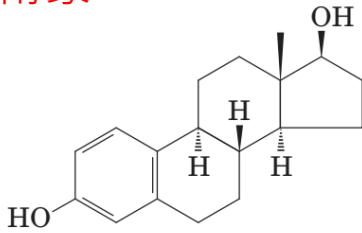
Cortisol

皮質醇
腎上腺皮質



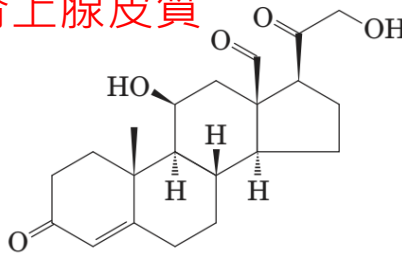
Prednisone

強的松
合成、抗發炎



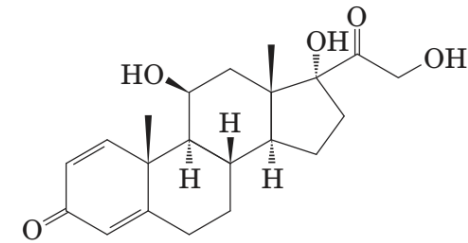
β -Estradiol

雌性賀爾蒙
雌二醇



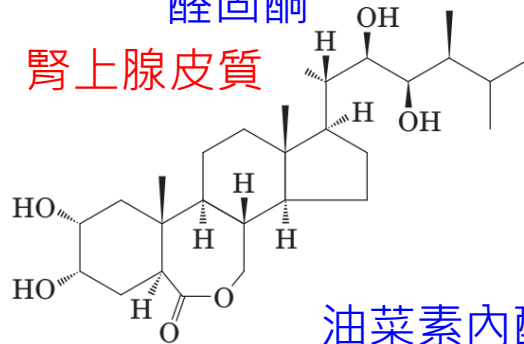
Aldosterone

醛固酮
腎上腺皮質



Prednisolone

腎上腺皮質酮
合成、抗發炎



Brassinolide
(a brassinosteroid)

油菜素內酯 (油菜素類固醇)

植物生長調節劑

